


Color chart.
Charte de couleurs.
Cuadro cromático.
Quadro cromatico

Färgtabell.
Kleurenkaart.
カラーチャート
色彩表

Actual block / Bloc réel / Bloque real / Blocco effettivo
Aktuellt block / Echte blok / 実際のブロック / 積木実物
Active step / Étape active / Etapa activa / Azione attiva
Aktivt skede / Actieve stap / アクティブなステップ / 積極步驟
Previous step / Étape précédente / Etapa precedente
Azione precedente / Föregående skedet / Vorige stap
前のステップ / 上一步驟



Adult assistance is required. / L'aide d'un adulte est requise. / Necesita ayuda de un adulto. / È necessario l'aiuto di un adulto. /
 Hjälp av en vuxen är nödvändigt. / Hulp van een volwassene is gewenst. / 大人の方が手伝ってあげる必要があります。 / 需要成年人協助

⚠ WARNING:
 Choking hazard— Small parts.
 Not for children under 3 years.

⚠ AVERTISSEMENT:
 Risque de suffocation. Ne convient pas à
 un enfant de moins de 3 ans - contient de
 petits éléments.

⚠ ADVERTENCIA:
 Peligro de asfixia. No recomendado para niños
 menores de 3 años—contiene piezas pequeñas.

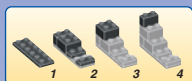

⚠ AVVERTENZA:
 Rischio di soffocamento. Non adatta ad un
 bambino di età minore ai 36 mesi. Contiene parti
 piccole - non ingerire.

⚠ WARNING:
 Risk for kvävning. Ikke egnet til barn
 under
 3 år - inneholder smådeler.


⚠ WAARSCHUWING:
 Stikgevaar. Niet geschikt voor kinderen
 onder 3 jaar - i.v.m. kleine onderdelen.

⚠ 注意:
 飲み込むと 危険です。
 小さいパーツがあるので、
 3才以下の幼児には
 与えないでください。
 ⚠ 不适于三岁以下儿童。








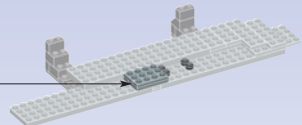
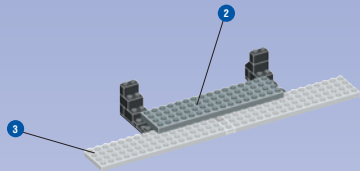
A

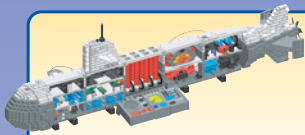


B




4





Actual block / Bloc réel / Bloque real / Blocco effettivo
 Aktueltt blok / Echte blok / 実際のブロック / 既成部品
 Active step / Étape active / Etapa activa / Azione attiva
 Aktivt skede / Actieve stap / アクティブステップ / 既成ステップ
 Previous step / Étape précédente / Etapa precedente
 Azione precedente / Føregående skedet / Vorige stap
 前のステップ / 上一步驟



7

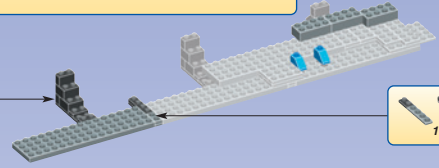
1x	1x					2x		
2x	1x							
1x	3x							
2x								
3x								
	1x							

1

2

3

4




1

2

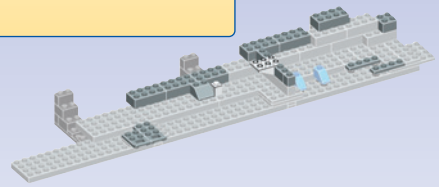
8

3x								
1x	1x							
1x	1x							
4x								
1x								
	1x							



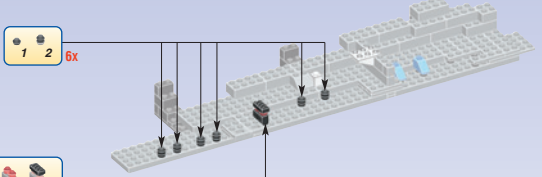
9

6x								
1x	1x		1x					
1x	1x							
2x								
2x								
1x								
1x								
1x								



10




					2x			
1x	1x							
1x	1x							
12x								



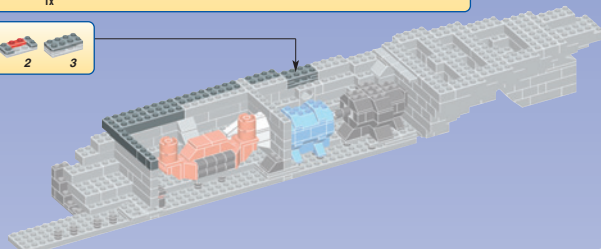
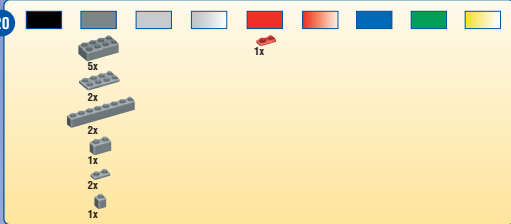
1

2

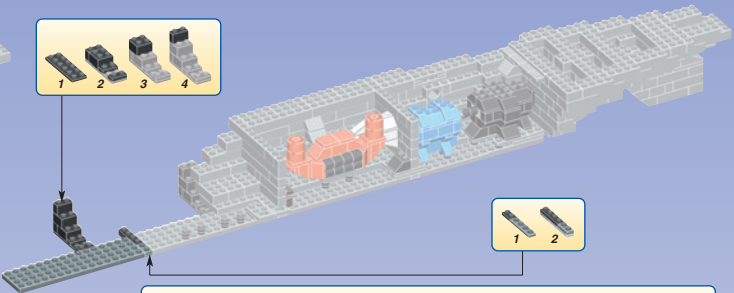
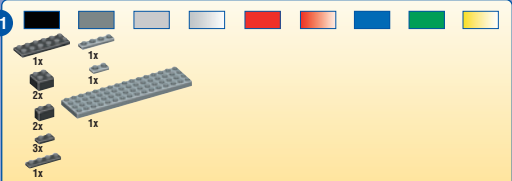
3



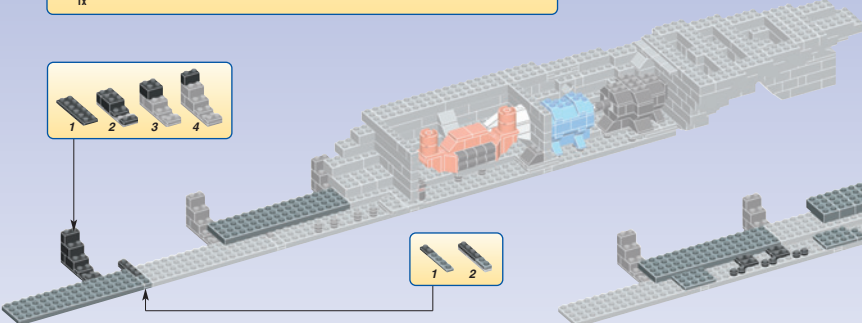

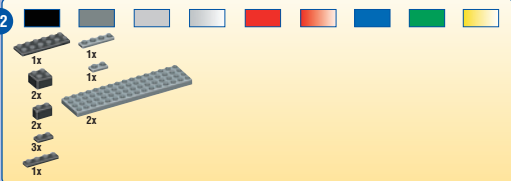
20



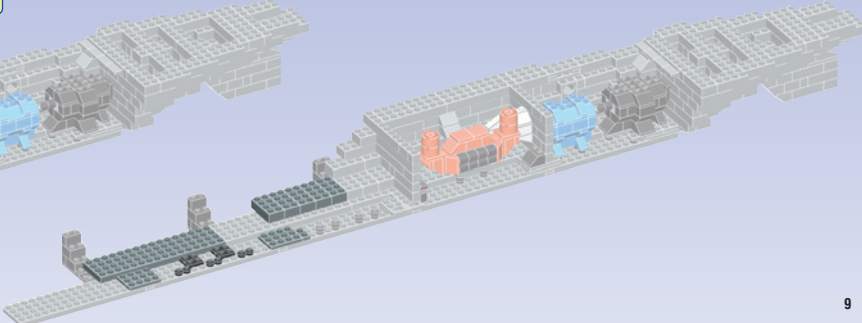

21

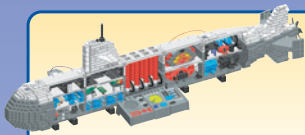


22




23

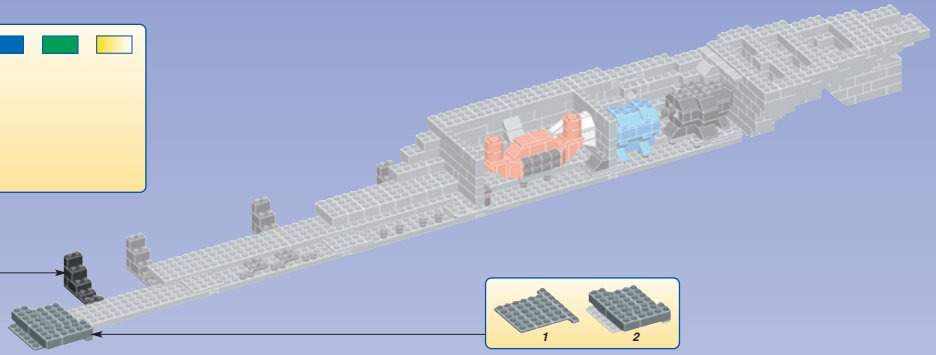






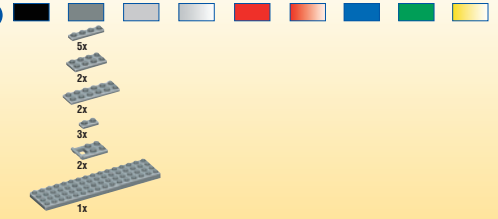
Actual block / Bloc réel / Bloque real / Blocco effettivo
 Aktuelle block / Echte blok / 実際のブロック / 積木実物
 Active step / Étape active / Etapa activa / Azione attiva
 Aktiv skede / Actieve stap / アクティブステップ / 積木ステップ
 Previous step / Étape précédente / Etapa precedente
 Azione precedente / Føregående skedet / Vorige stap
 前のステップ / 上一步驟




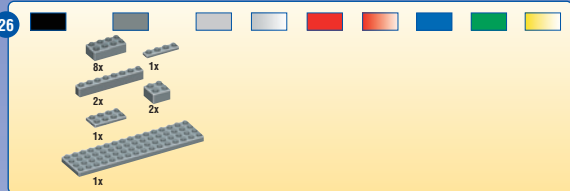
24



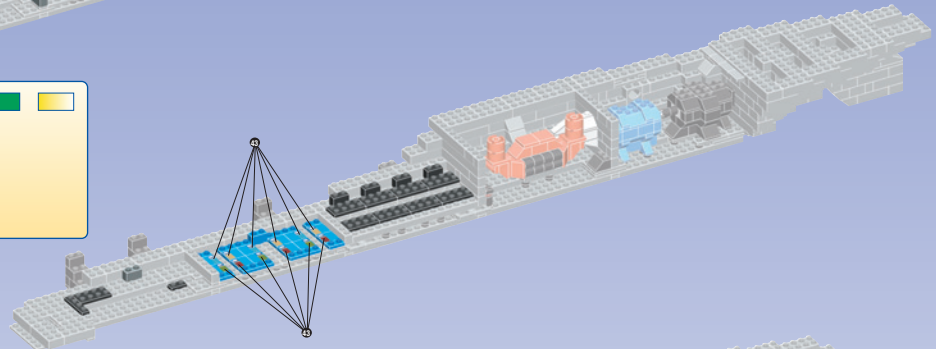
25



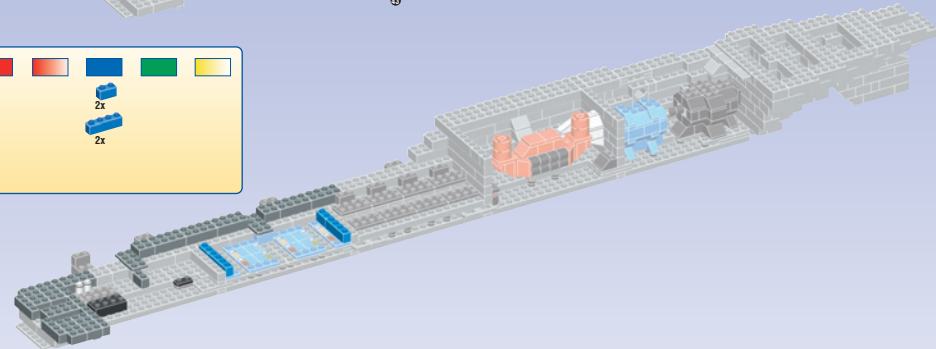
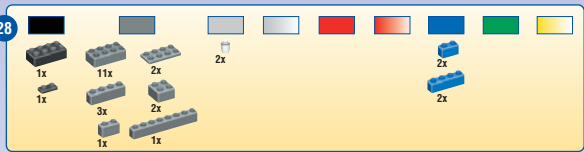
26

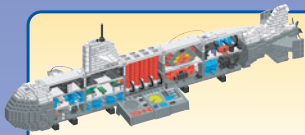


27




28





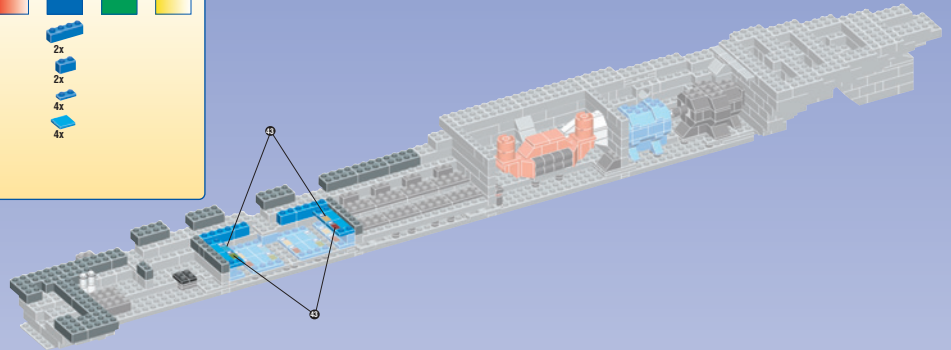
Actual block / Bloc réel / Bloque real / Blocco effettivo
 Aktuelle block / Echte blok / 実際のブロック / 現物
 Active step / Étape active / Etapa activa / Azione attiva
 Aktiv skede / Actieve stap / アクティブステップ / 積極步驟
 Previous step / Étape précédente / Etapa precedente
 Azione precedente / Føregående skedet / Vorige stap
 前のステップ / 上一步驟



29

2x	13x	2x				2x		
						2x		
	4x					2x		
						4x		
	4x					4x		
	2x							
	2x							


43 1x 1x 1x 1x



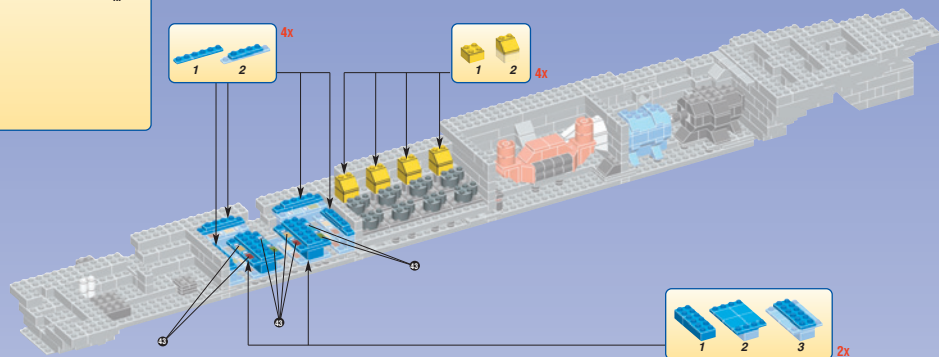
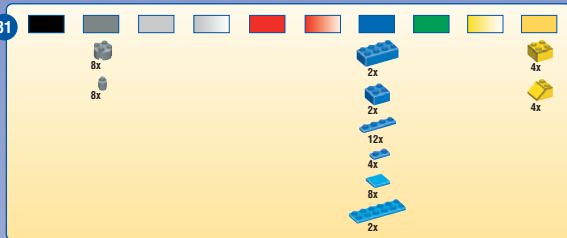
30

	3x					4x		
						4x		
	4x							
	3x							
	2x							

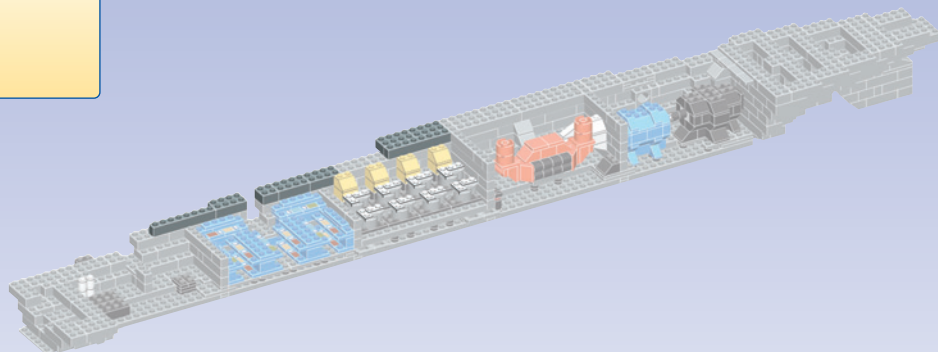
43 1x 1x 1x 1x

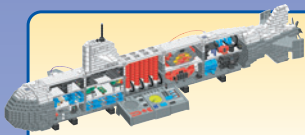


31




32





Actual block / Bloc réel / Bloque real / Blocco effettivo
 Aktuelle block / Echte blok / 実際のブロック / 積木製品
 Active step / Étape active / Etapa activa / Azione attiva
 Aktiv skede / Actieve stap / アクティブステップ / 積木步骤
 Previous step / Étape précédente / Etapa precedente
 Azione precedente / Føregående skedet / Vorige stap
 前のステップ / 上一步骤



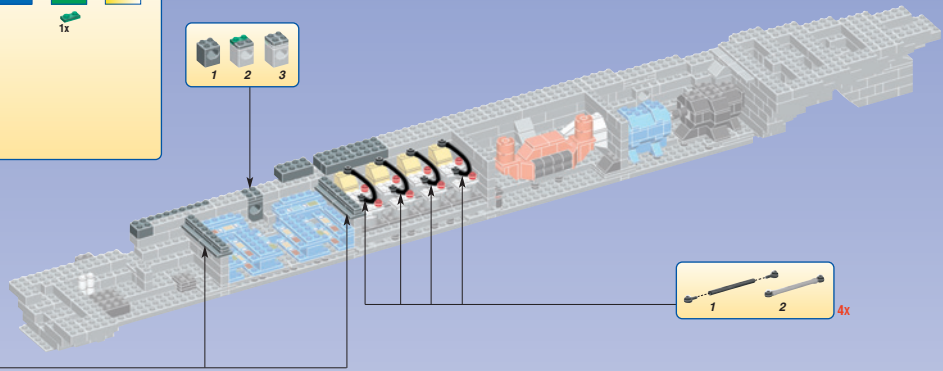
33

8x
4x
3x
1x
1x
4x
2x
7x
6x
8x
1x

1 2 3

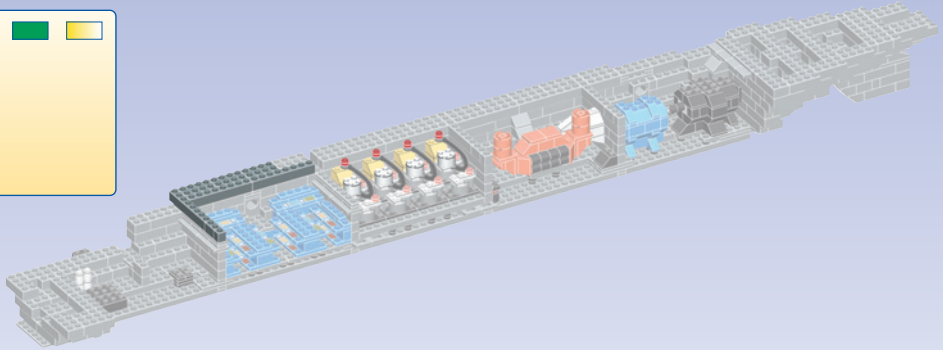
1 2 3 2x

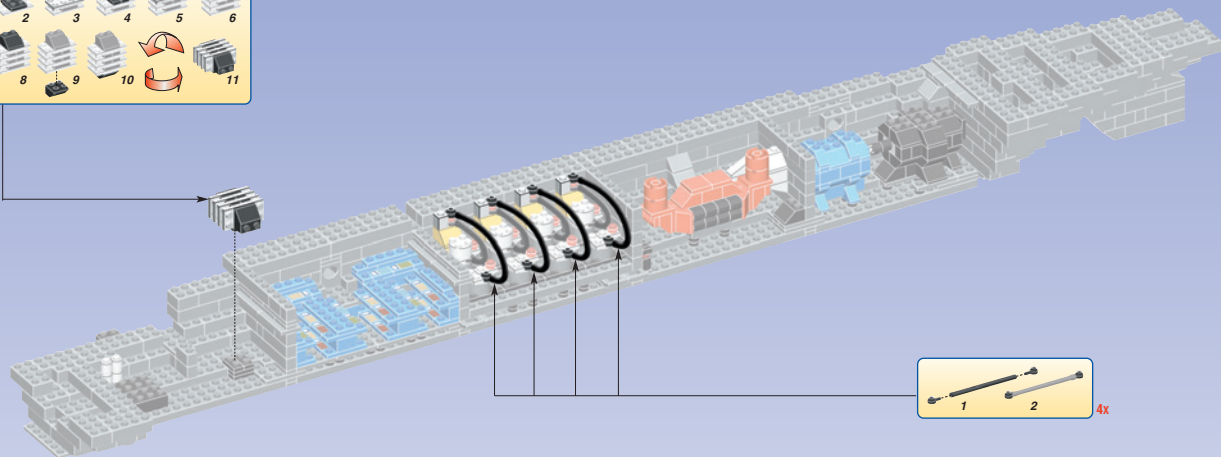
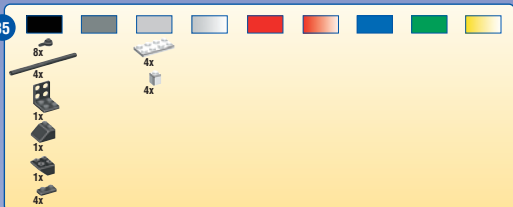
1 2 4x




34

3x
4x
1x
1x
3x
4x







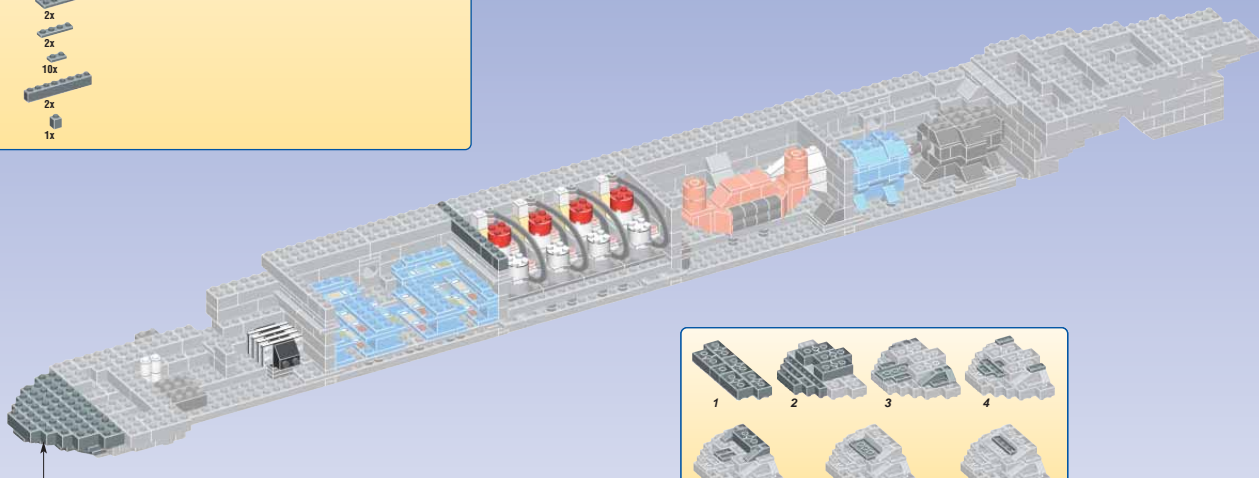
Actual block / Bloc réel / Bloque real / Blocco effettivo
 Aktuelle block / Echte block / 実際のブロック / 積木実物
 Active step / Étape active / Etapa activa / Azione attiva
 Aktivt skede / Actieve stap / アクティブスタップ / 積木手順
 Previous step / Étape précédente / Etapa precedente
 Azione precedente / Føregående skedet / Vorige stap
 前のスタップ / 上一步驟



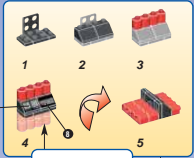
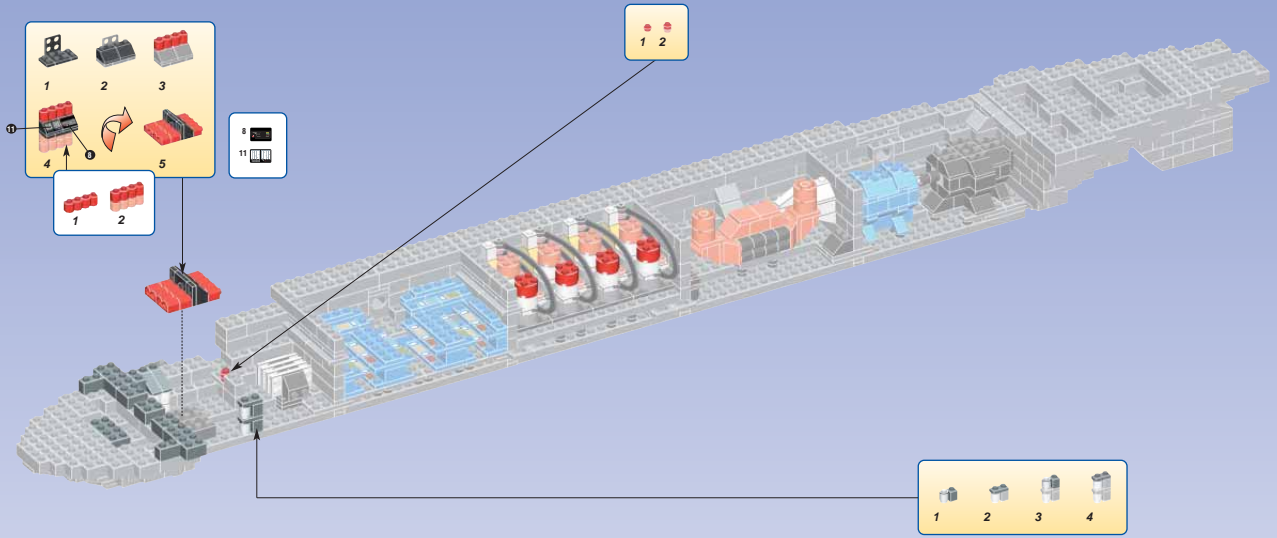
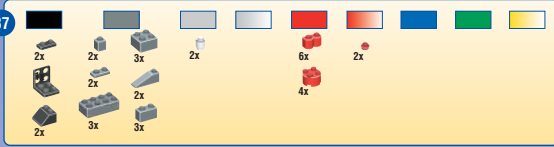
36




- 9x
- 4x
- 1x
- 2x
- 2x
- 4x
- 2x
- 2x
- 2x
- 2x
- 10x
- 2x
- 1x



37











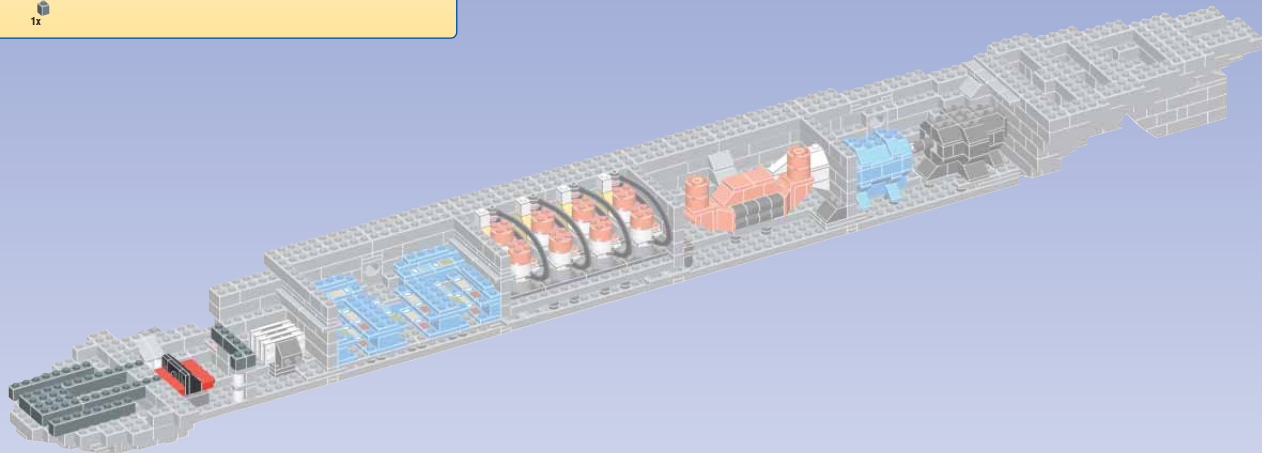
Actual block / Bloc réel / Bloque real / Blocco effettivo
 Aktuelle block / Echte block / 実際のブロック / 積木実物
 Active step / Étape active / Etapa activa / Azione attiva
 Aktivt skede / Actieve stap / アクティブステップ / 積木手順
 Previous step / Étape précédente / Etapa precedente
 Azione precedente / Føregående skedet / Vorige stap
 前のステップ / 上一步驟



38



-  2x
-  1x
-  4x
-  1x
-  1x
-  1x

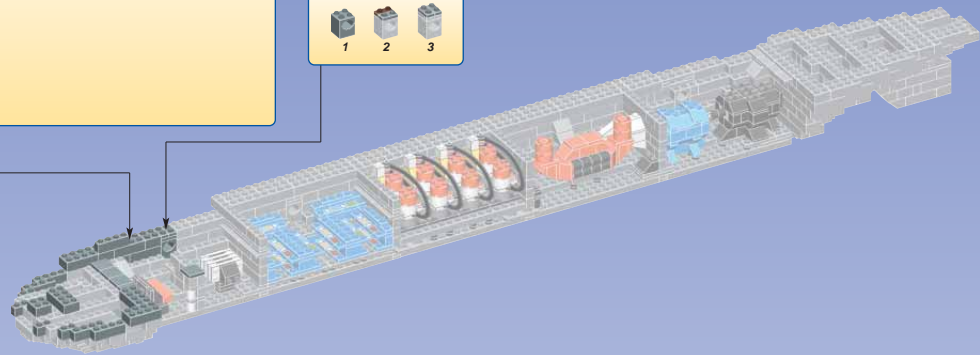


39

7x	1x								1x
5x	5x								
3x	3x								
4x									

1	2	3

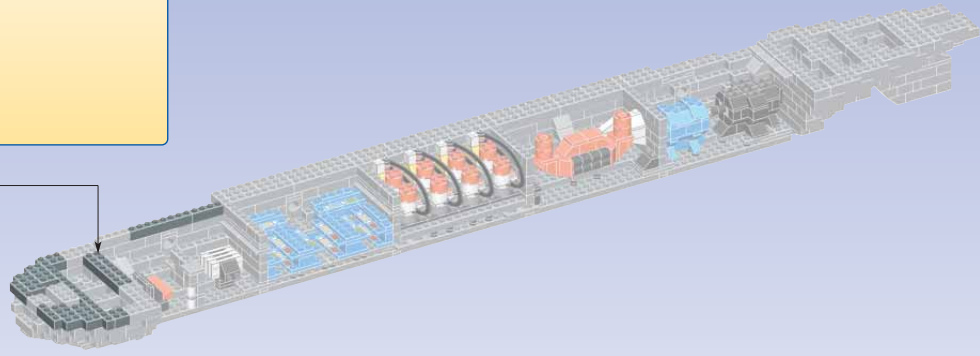
1	2	3




40

4x								
3x								
4x								
2x								
2x								
3x								

1	2

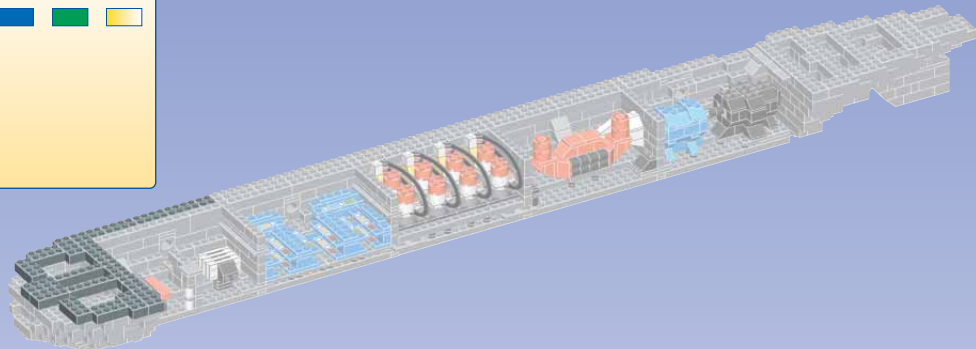





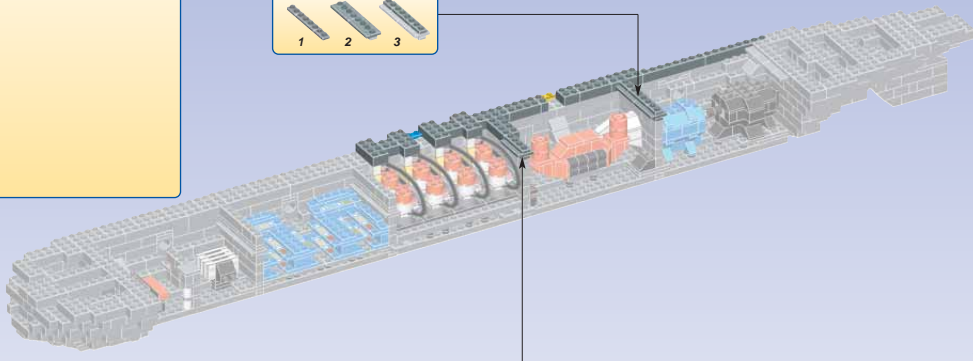

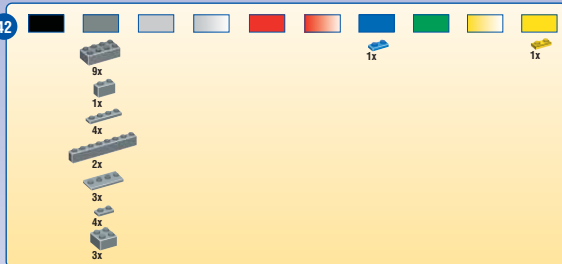
Actual block / Bloc réel / Bloque real / Blocco effettivo
 Aktueltte blok / Echte blok / 実際のブロック / 積木実物
 Active step / Étape active / Etapa activa / Azione attiva
 Aktivt skede / Aclieve stap / アクティブステップ / 積木手順
 Previous step / Étape précédente / Etapa precedente
 Azione precedente / Føregående skedet / Vorige stap
 前のステップ / 上一步驟

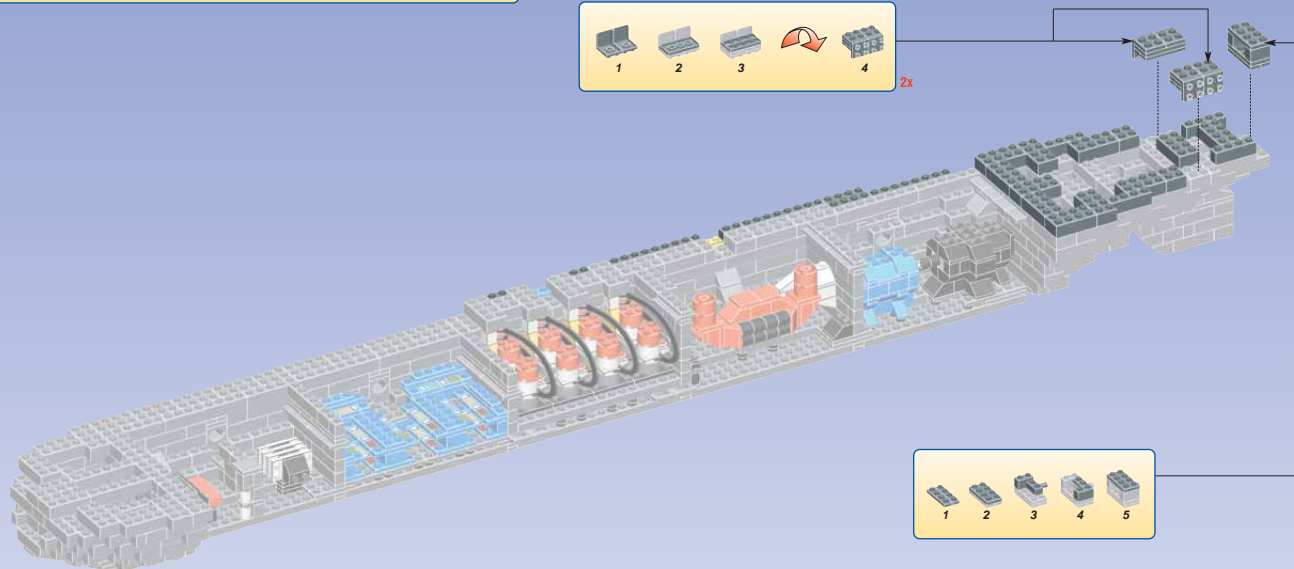
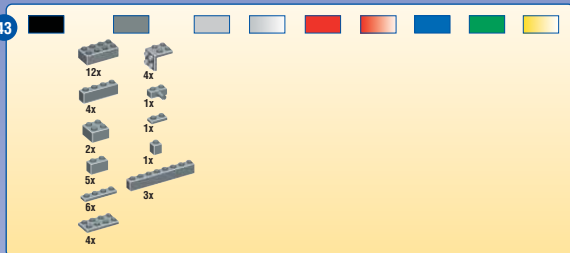



41



42



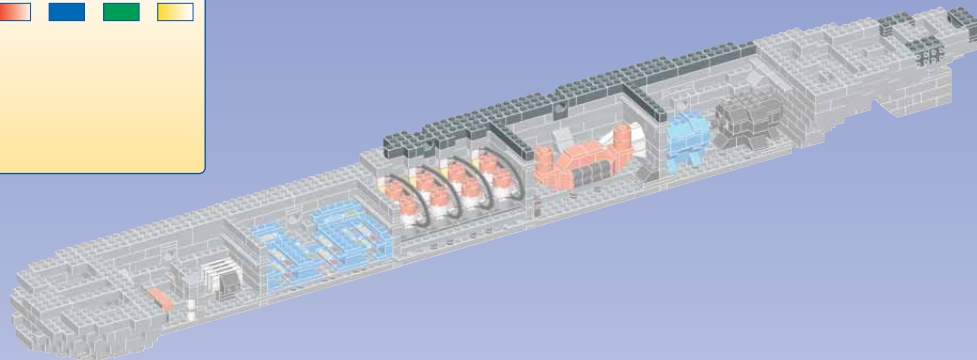




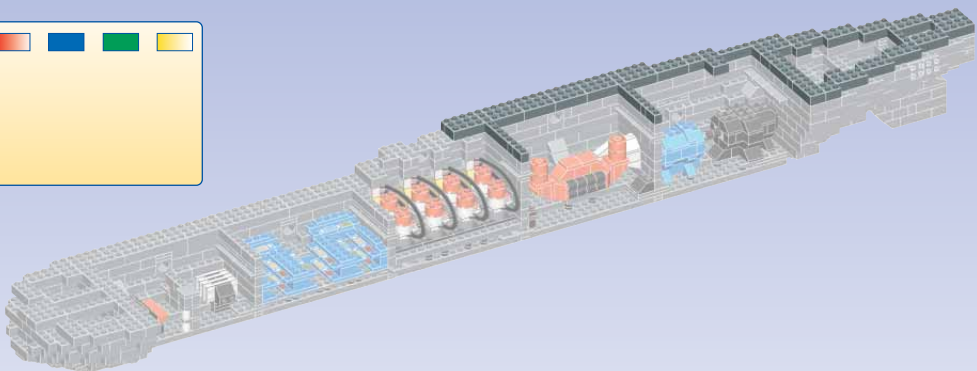
Actual block / Bloc réel / Bloque real / Blocco effettivo
 Aktuelle block / Echte block / 実際のブロック / 積木実物
 Active step / Étape active / Etapa activa / Azione attiva
 Aktivt skede / Aclieve stap / アクティブステップ / 積木手順
 Previous step / Étape précédente / Etapa precedente
 Azione precedente / Føregående skedet / Vorige stap
 前のステップ / 上一步驟




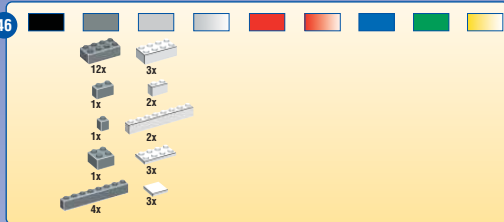
44



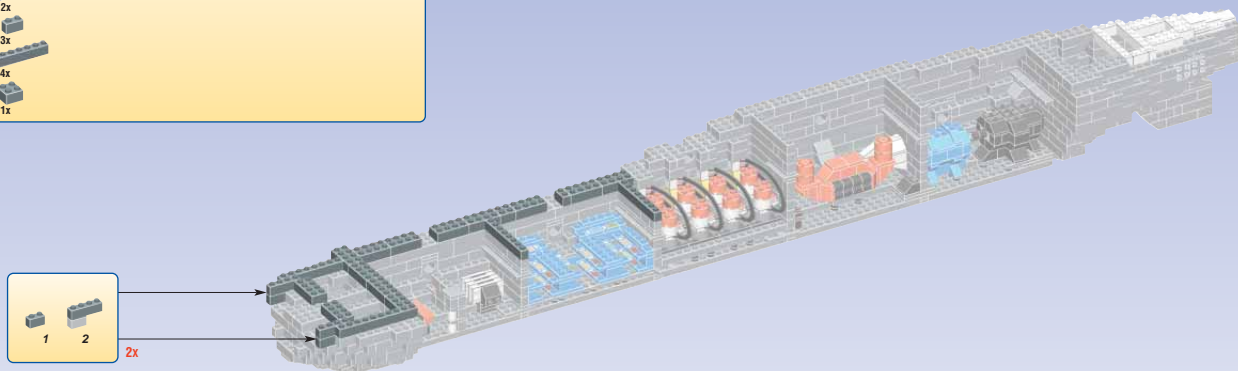

45




46



47

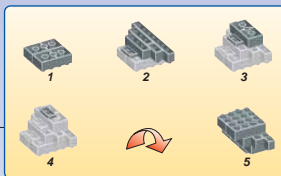
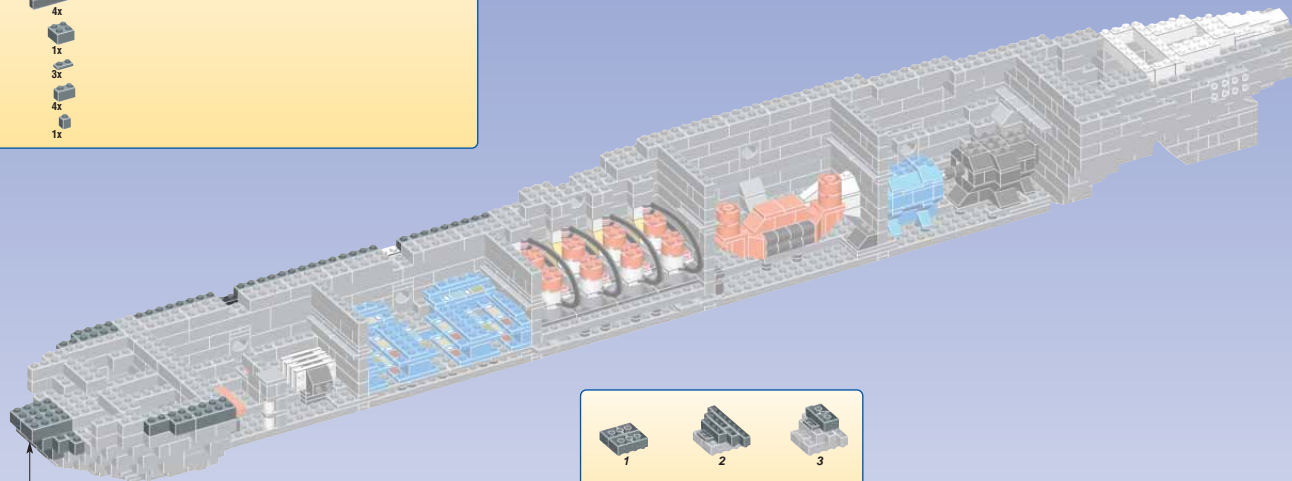
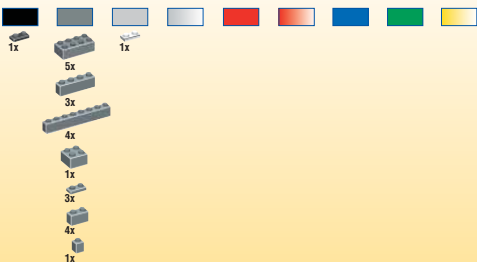




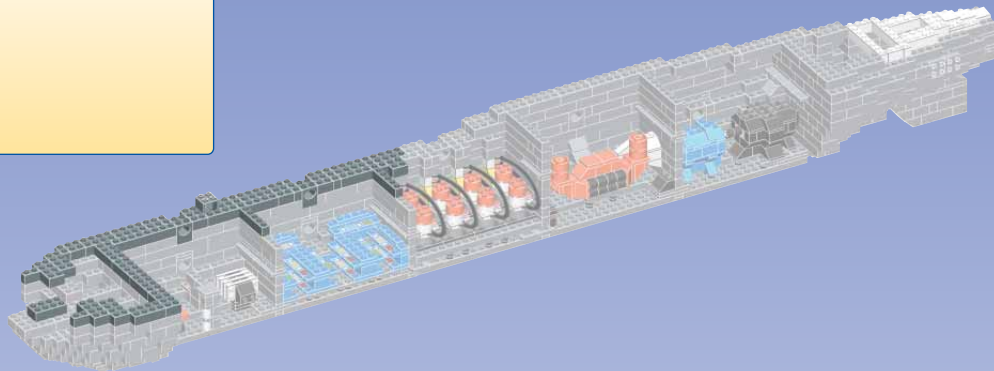

Actual block / Bloc réel / Bloque real / Blocco effettivo
 Aktuelle block / Echte block / 実際のブロック / 積木実物
 Active step / Étape active / Etapa activa / Azione attiva
 Aktivt skede / Actieve stap / アクティブステップ / 積木手順
 Previous step / Étape précédente / Etapa precedente
 Azione precedente / Føregående skedet / Vorige stap
 前のステップ / 上一步驟




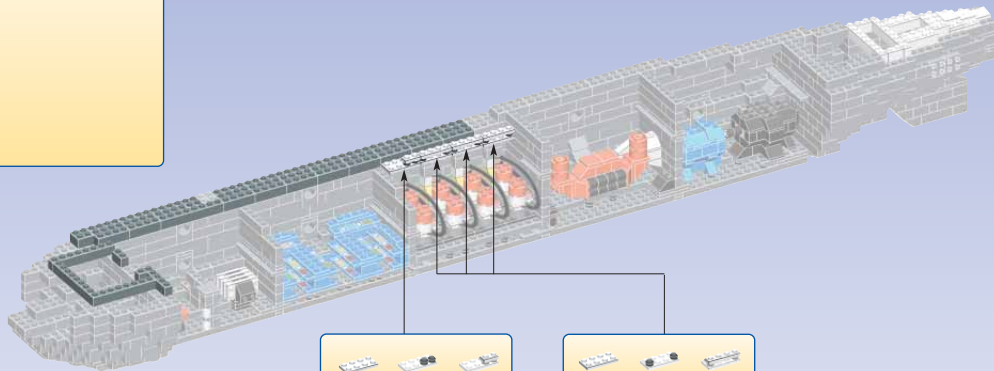
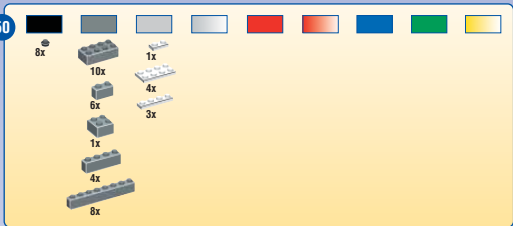
48




49



50



3x



Actual block / Bloc réel / Bloque real / Blocco effettivo
 Aktuelle block / Echne blok / 実際のブロック / 積木実物
 Active step / Étape active / Etapa activa / Azione attiva
 Aktivt skede / Actieve stap / アクティブステップ / 積木手順
 Previous step / Étape précédente / Etapa precedente
 Azione precedente / Føregående skedet / Vorige stap
 前のステップ / 上一步驟



51



15x



2x



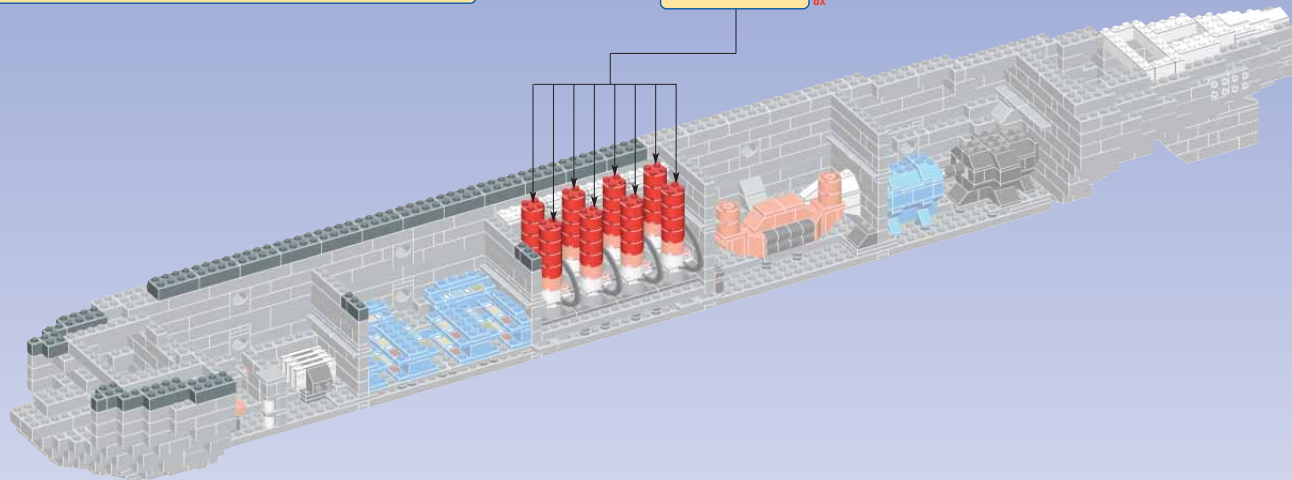
4x

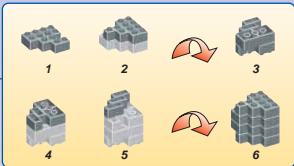
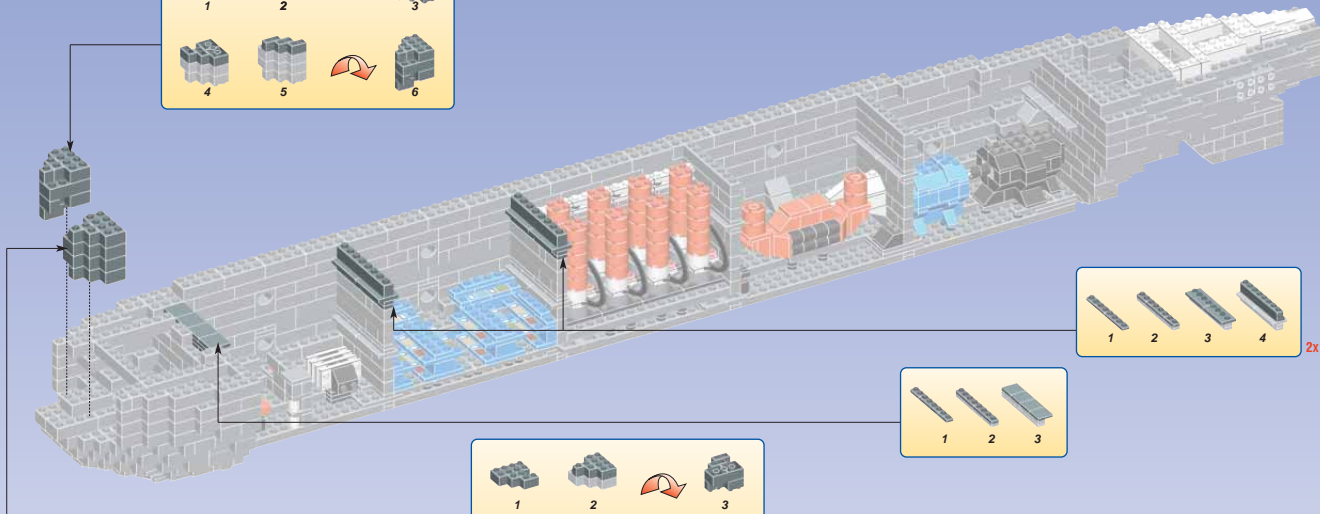
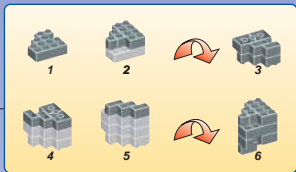



4x



32x



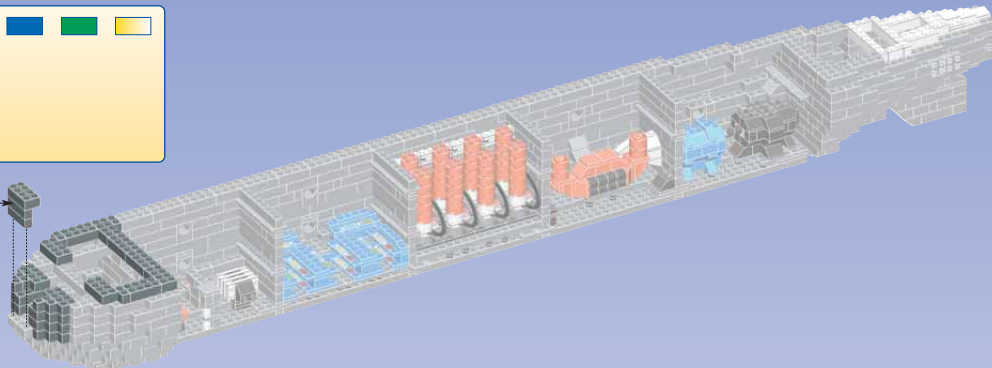





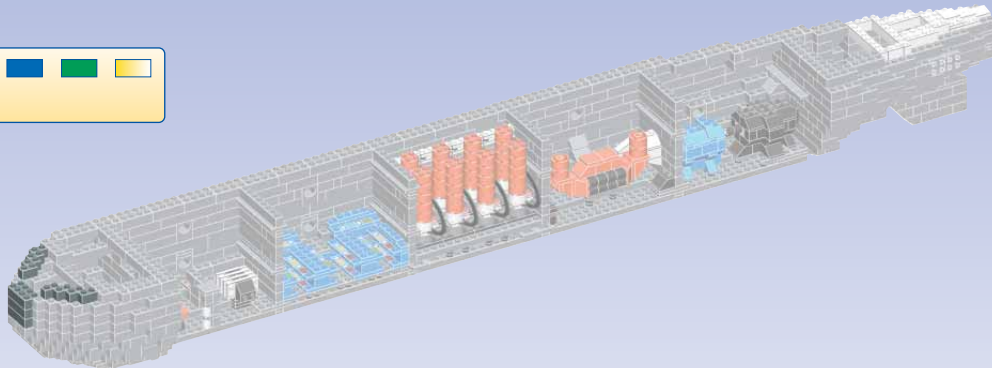
Actual block / Bloc réel / Bloque real / Blocco effettivo
 Aktuelle block / Echte block / 実際のブロック / 積木実物
 Active step / Étape active / Etapa activa / Azione attiva
 Aktiv skede / Aclieve stap / アクティブステップ / 積木手順
 Previous step / Etape précédente / Etapa precedente
 Azione precedente / Føregjende skedet / Vorige stap
 前のステップ / 上一步驟



53



54



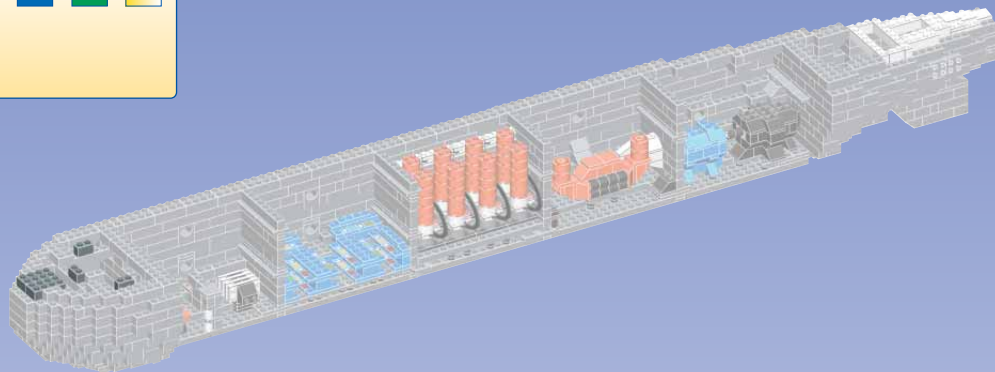
55



2x



3x



56



10x



1x



1x



5x



1x



1x



2x



3x



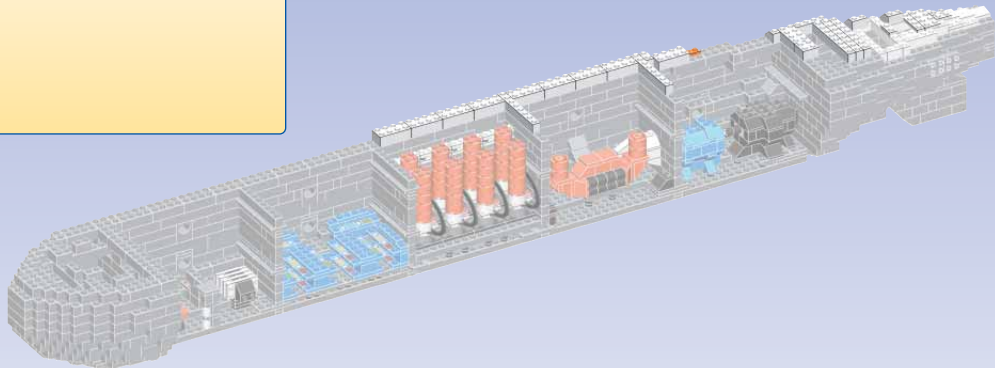
1x




1x



1x

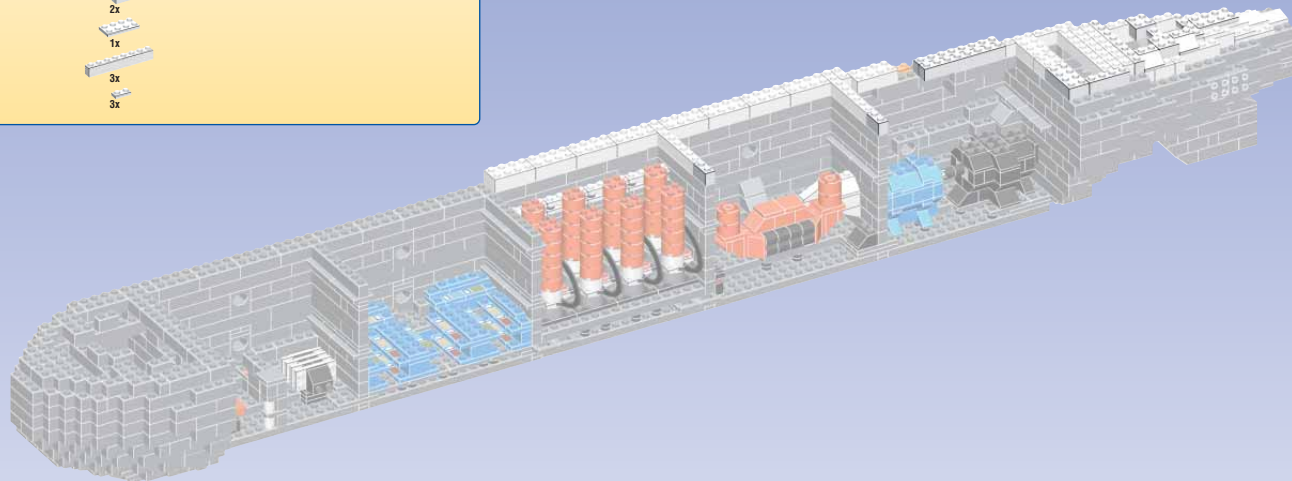
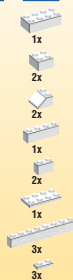





Actual block / Bloc réel / Bloque real / Blocco effettivo
 Aktuelle block / Echte block / 実際のブロック / 積木実物
 Active step / Étape active / Etapa activa / Azione attiva
 Aktivt skede / Actieve stap / アクティブステップ / 積木手順
 Previous step / Étape précédente / Etapa precedente
 Azione precedente / Føregjende skedet / Vorige stap
 前のステップ / 上一步驟



57






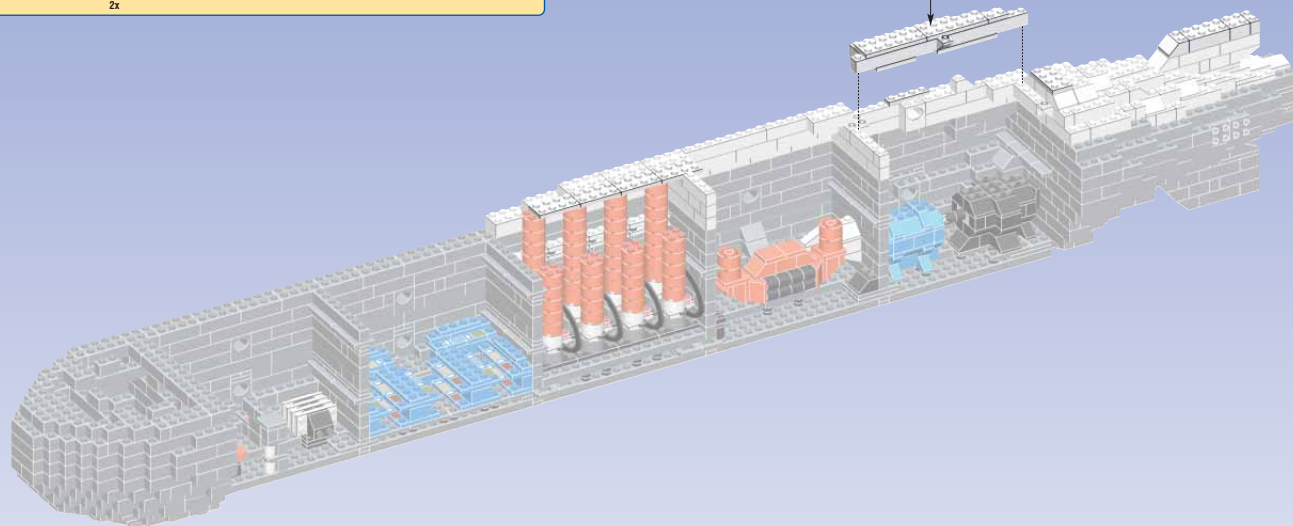
Actual block / Bloc réel / Bloque real / Blocco effettivo
 Aktuelle block / Echte block / 実際のブロック / 積木実物
 Active step / Étape active / Etapa activa / Azione attiva
 Aktivt skede / Aclieve stap / アクティブステップ / 積木手順
 Previous step / Étape précédente / Etapa precedente
 Azione precedente / Føregjende skedet / Vorige stap
 前のステップ / 上一步驟

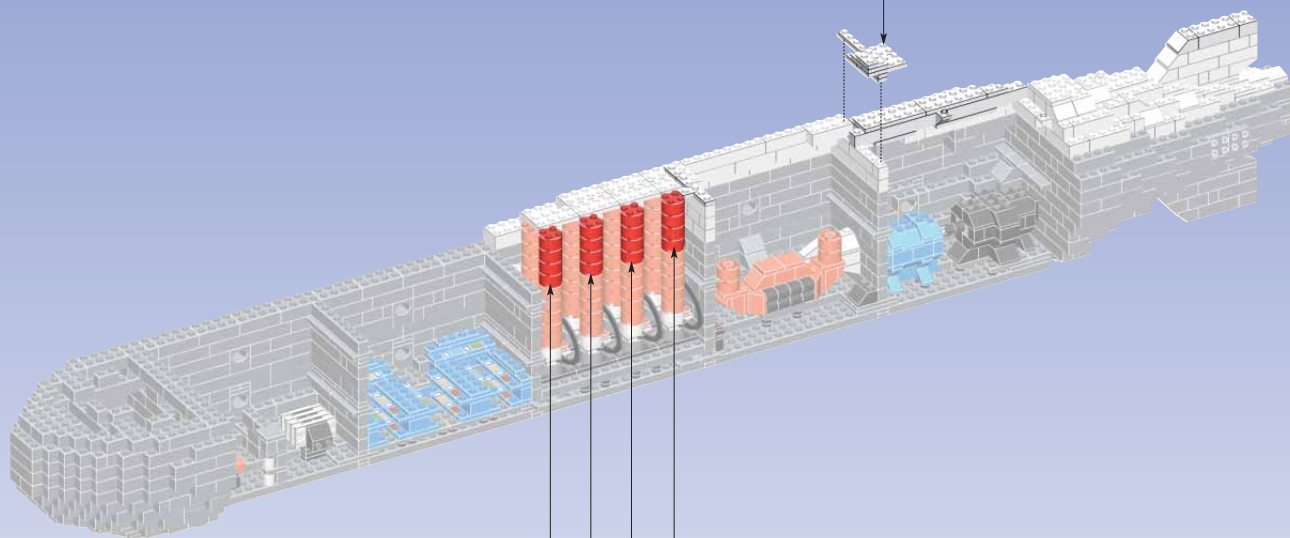
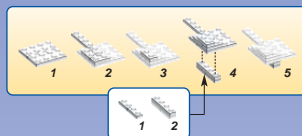
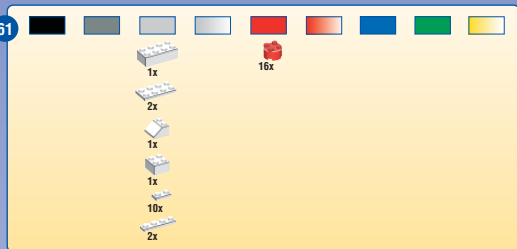



60



- | | |
|----|----|
| 3x | 6x |
| 1x | 3x |
| 1x | 2x |
| 1x | 1x |
| 1x | 1x |
| 2x | |












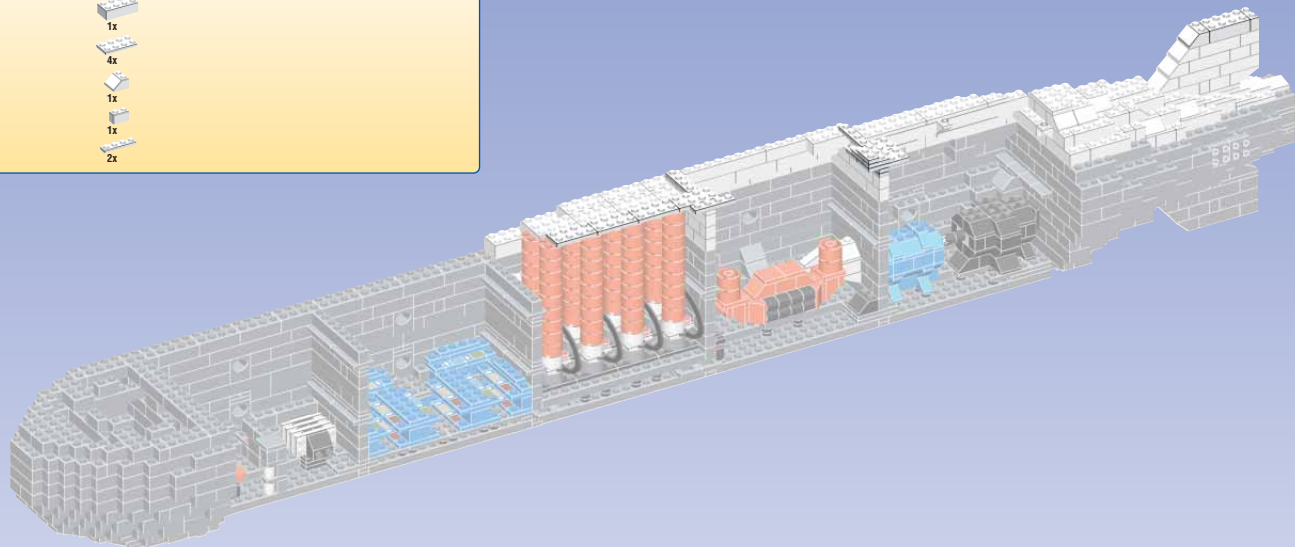
Actual block / Bloc réel / Bloque real / Blocco effettivo
 Aktuelle block / Echte block / 実際のブロック / 積木実物
 Active step / Étape active / Etapa activa / Azione attiva
 Aktivt skede / Actieve stap / アクティブステップ / 積木手順
 Previous step / Étape précédente / Etapa precedente
 Azione precedente / Føregående skedet / Forrige stap
 前のステップ / 上一步驟

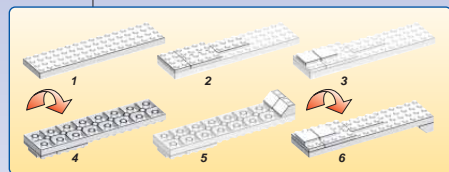
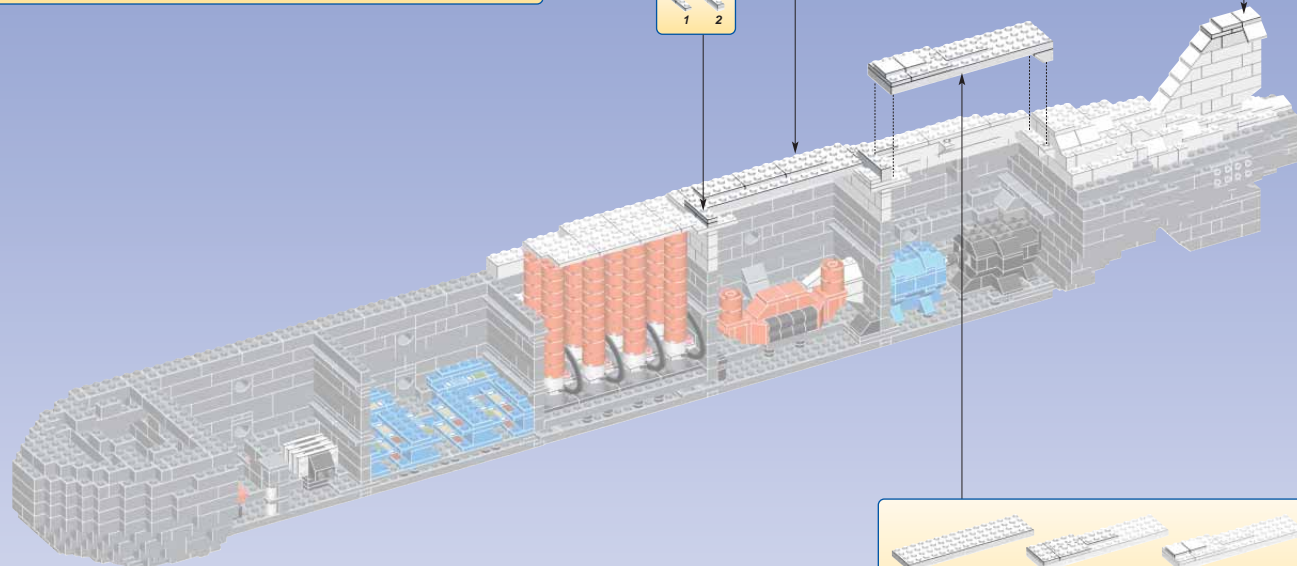
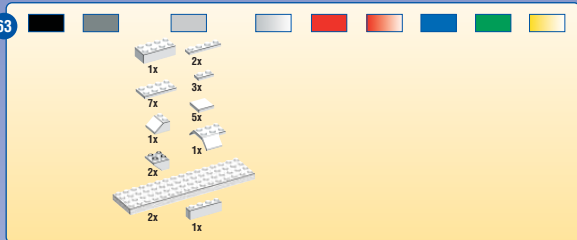



62



-  1x
-  4x
-  1x
-  1x
-  2x








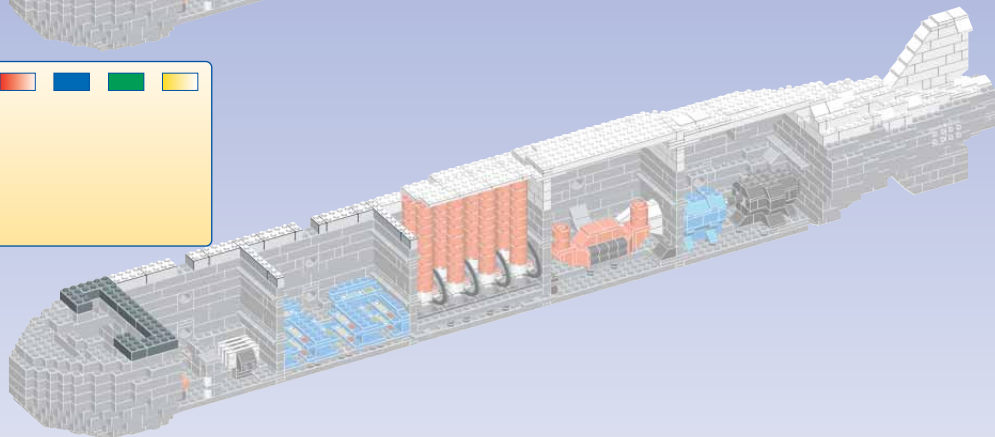
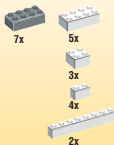
Actual block / Bloc réel / Bloque real / Blocco effettivo
 Aktuellt block / Echte block / 実際のブロック / 積木実物
 Active step / Étape active / Etapa activa / Azione attiva
 Aktivt skede / Aclieve stap / アクティブステップ / 積木手順
 Previous step / Étape précédente / Etapa precedente
 Azione precedente / Føregjende skedet / Vorige stap
 前のステップ / 1. 手順








64




65



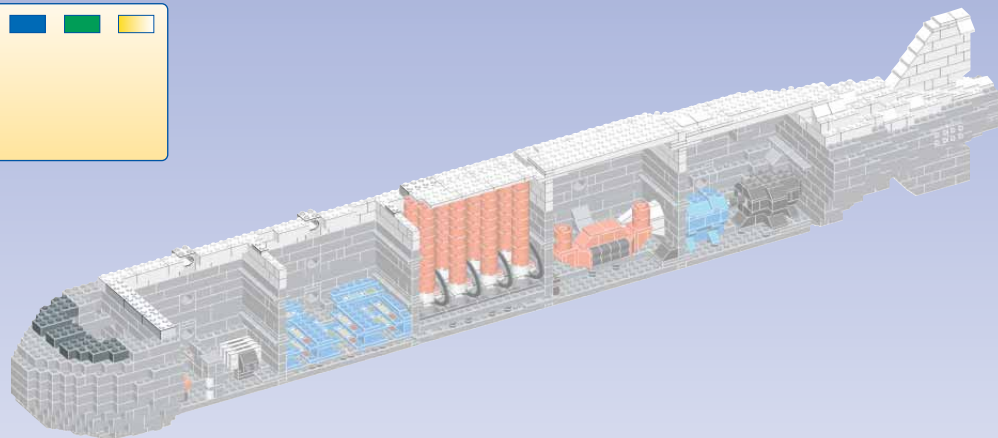
66


Black	Dark Grey	Light Grey	White	Red	Orange	Blue	Green	Yellow
 7x								
 1x								
 4x								
 2x								
 3x								



67

Black	Dark Grey	Light Grey	White	Red	Orange	Blue	Green	Yellow
 5x								
 4x								
 2x								
 2x								
 2x								

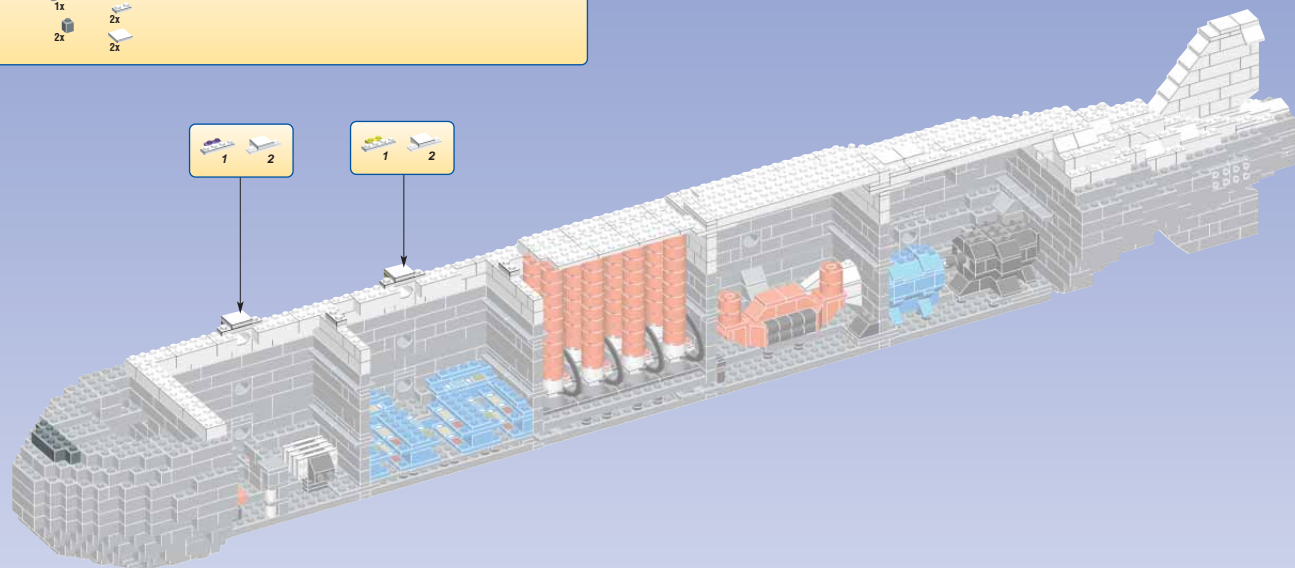



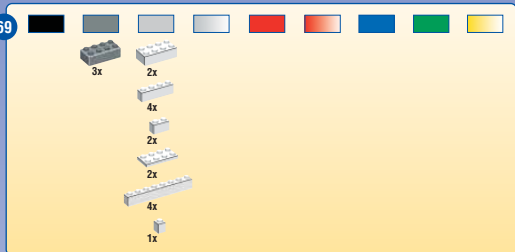


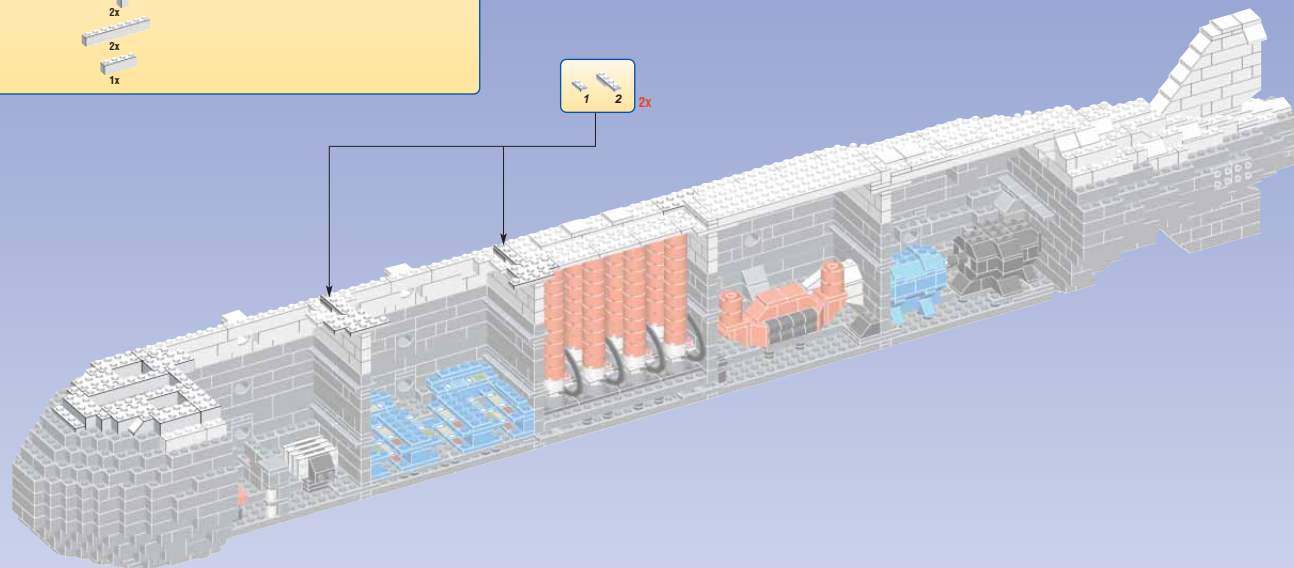
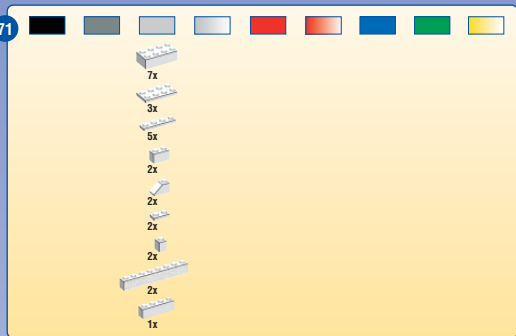
Actual block / Bloc réel / Bloque real / Blocco effettivo
 Aktuelle block / Echte block / 実際のブロック / 積木実物
 Active step / Étape active / Etapa activa / Azione attiva
 Aktiv skede / Aclieve stap / アクティブステップ / 積木手順
 Previous step / Étape précédente / Etapa precedente
 Azione precedente / Føregjende skedet / Vorige stap
 前のステップ / 1. 手順




68





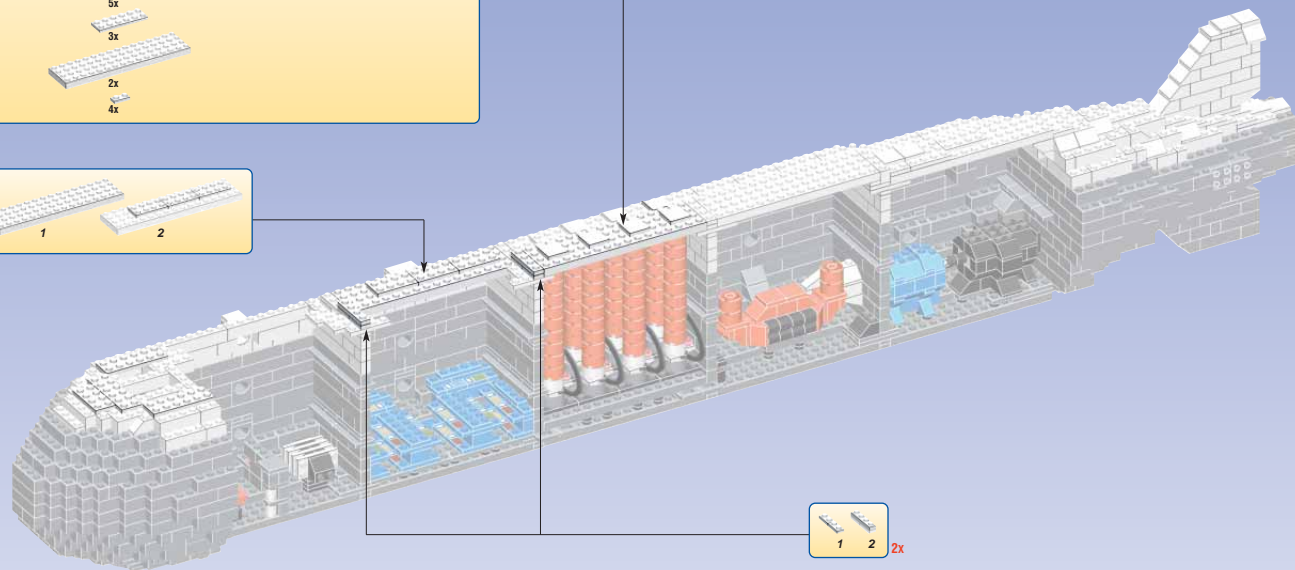
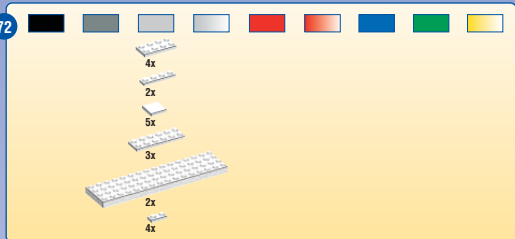





Actual block / Bloc réel / Bloque real / Blocco effettivo
 Aktuelle block / Echte block / 実際のブロック / 積内実物
 Active step / Étape active / Etapa activa / Azione attiva
 Aktivt skede / Aclieve stap / アクティブステップ / 積組手順
 Previous step / Étape précédente / Etapa precedente
 Azione precedente / Føregjende skedet / Vorige stap
 前のステップ / 上一步驟



72

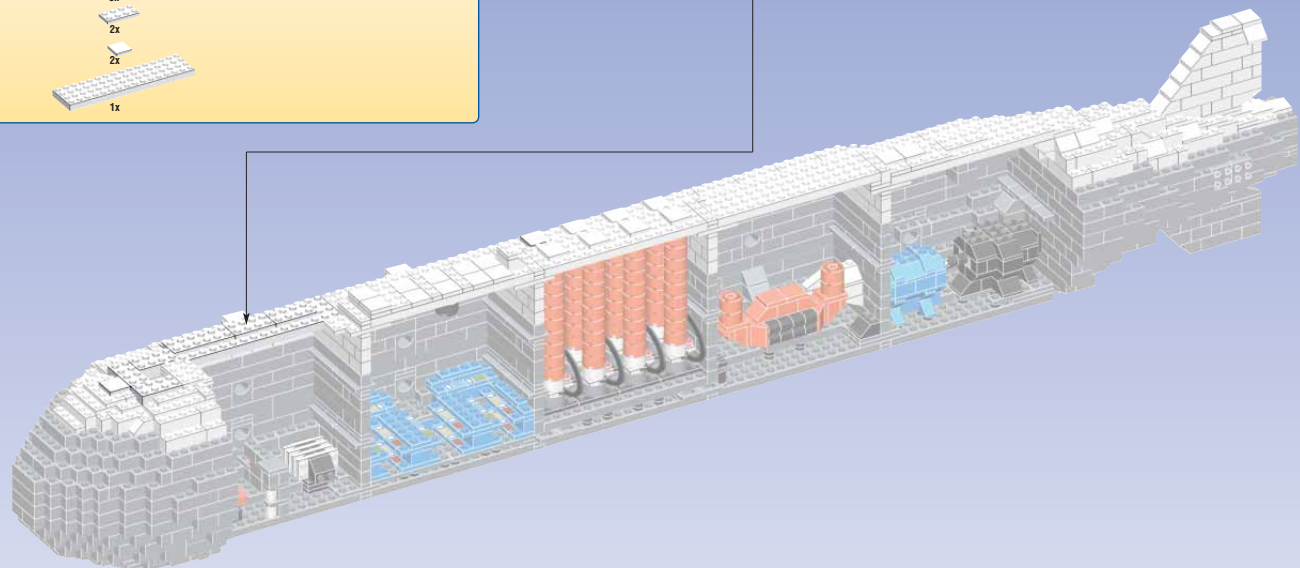
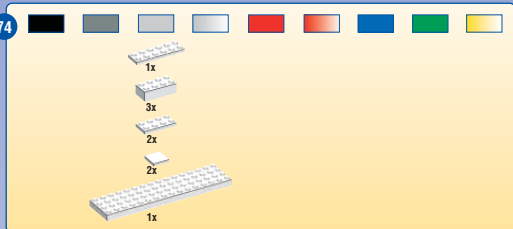






Actual block / Bloc réel / Bloque real / Blocco effettivo
 Aktuelle block / Echte block / 実際のブロック / 積木実物
 Active step / Étape active / Etapa activa / Azione attiva
 Aktivt skede / Actieve stap / アクティブスタップ / 積木手順
 Previous step / Étape précédente / Etapa precedente
 Azione precedente / Føregående skedet / Vorige stap
 前のスタップ / 上一步骤

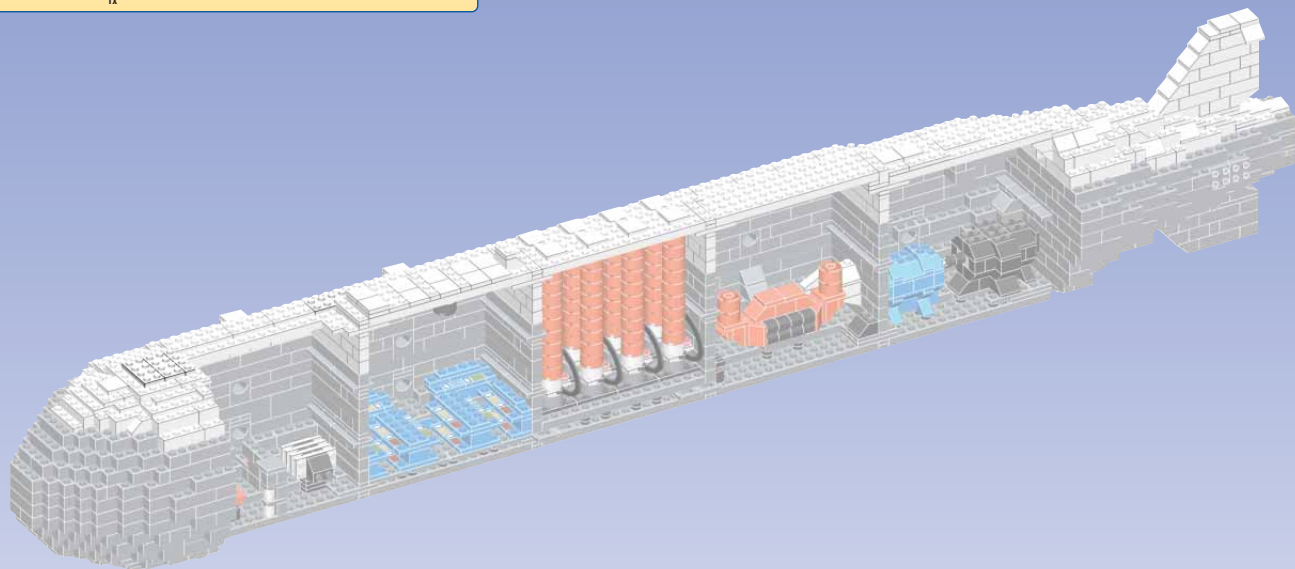



74



75

Black	Dark Grey	Light Grey	White	Red	Orange	Blue	Green	Yellow
								
2x								
								
1x								
								
1x								






Actual block / Bloc réel / Bloque real / Blocco effettivo
 Aktuelle block / Echte block / 実際のブロック / 積木実物
 Active step / Étape active / Etapa activa / Azione attiva
 Aktivt skede / Actieve stap / アクティブステップ / 積木手順
 Previous step / Étape précédente / Etapa precedente
 Azione precedente / Føregående skedet / Vorige stap
 前のステップ / 1. 手順



76

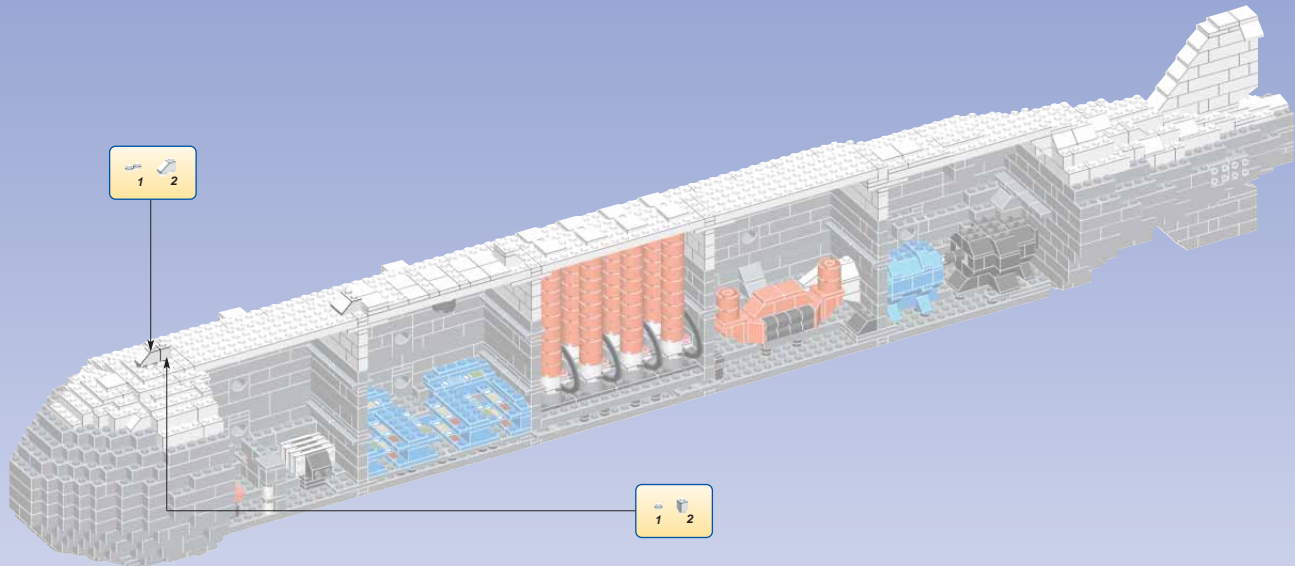



1x



77

	1x							
	1x							
	3x							
	1x							

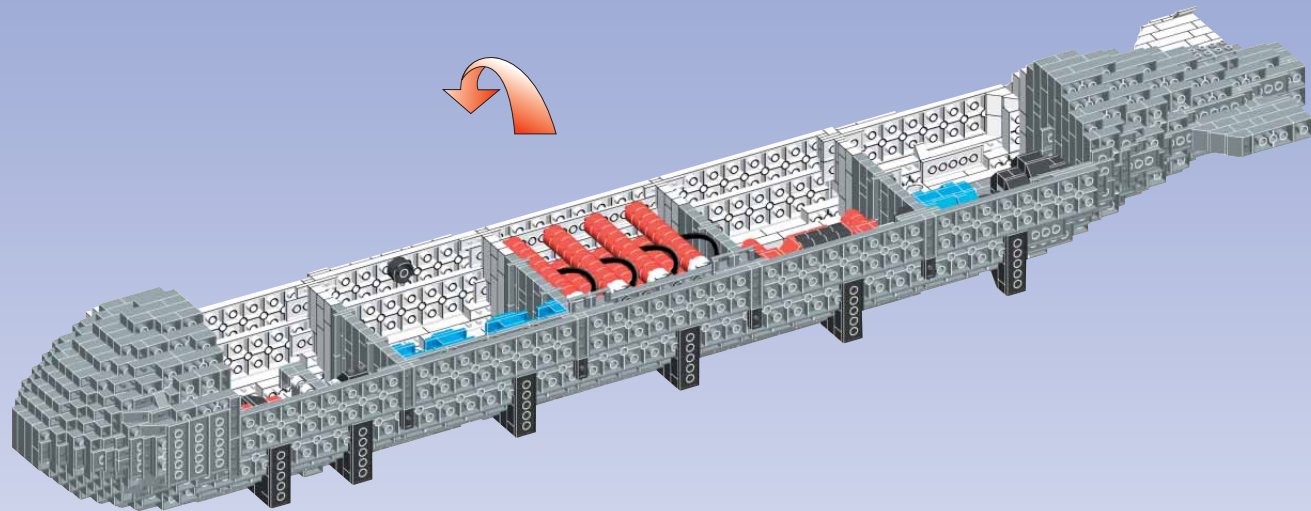


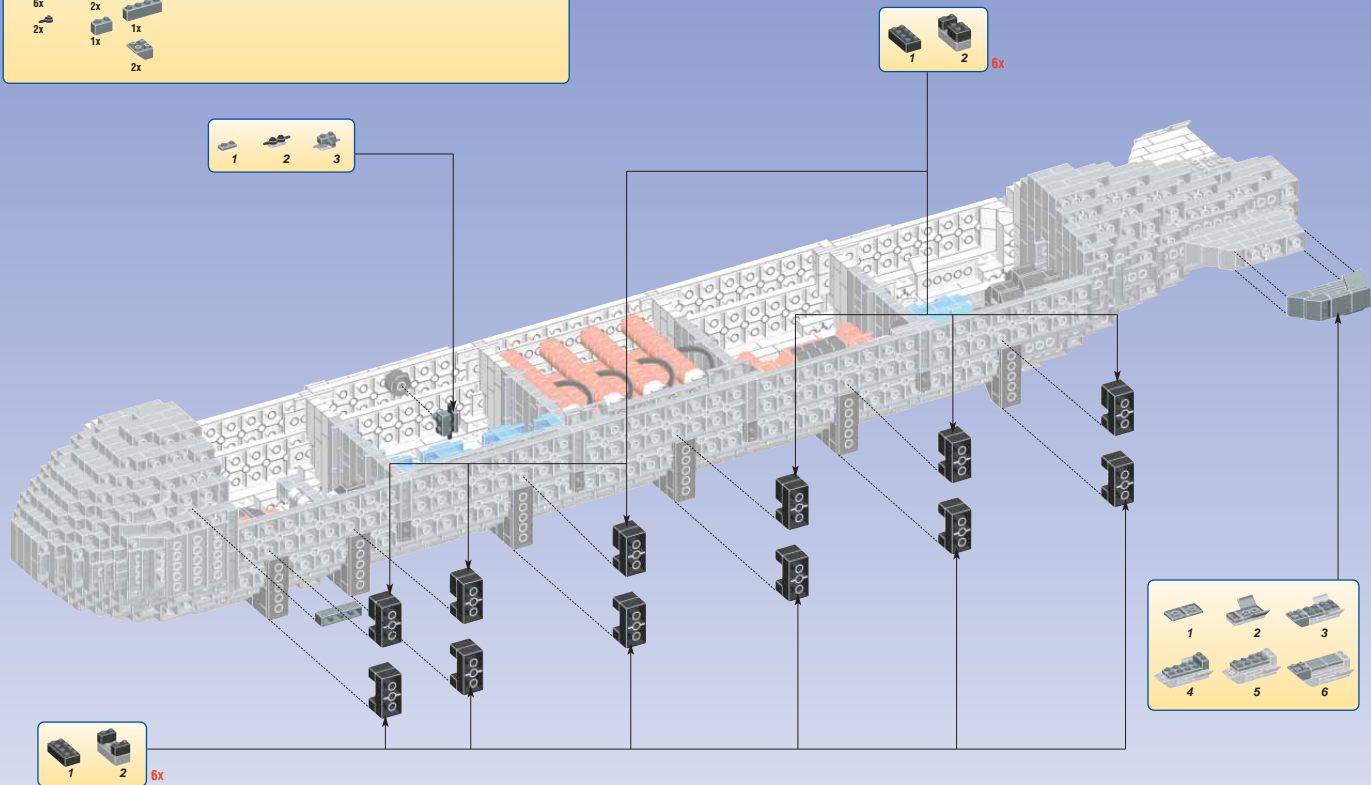




Actual block / Bloc réel / Bloque real / Blocco effettivo
Aktuelle block / Echtes block / 実際のブロック / 積木実物
Active step / Étape active / Etapa activa / Azione attiva
Aktivt skede / Aktive stap / アクティブステップ / 積木手順
Previous step / Étape précédente / Etapa precedente
Azione precedente / Føregående skedet / Vorige stap
前のステップ / 上一步驟



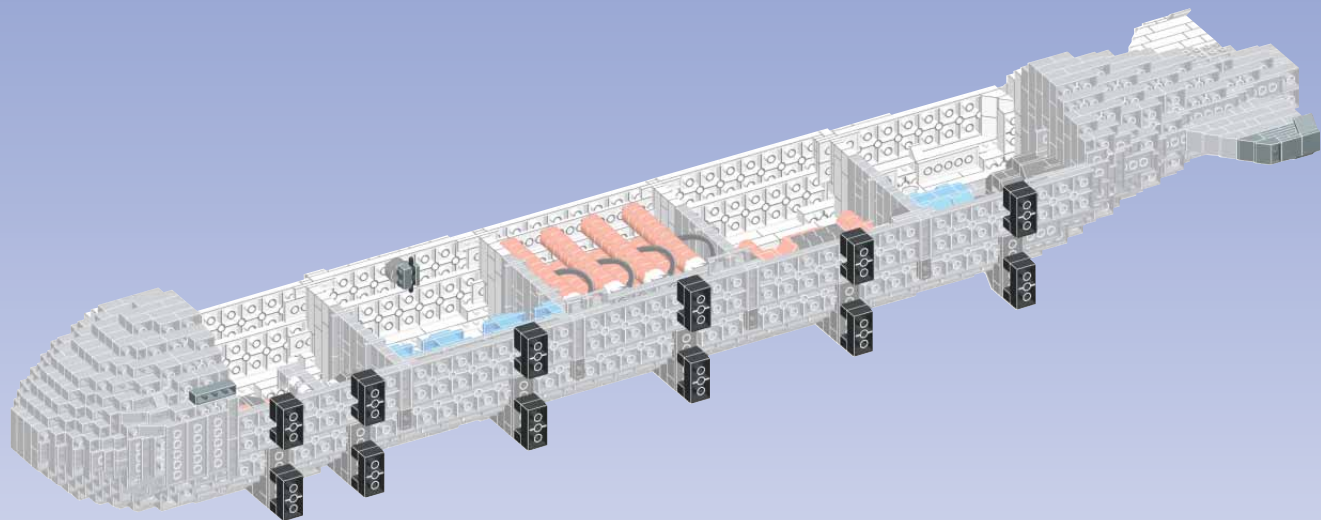
78

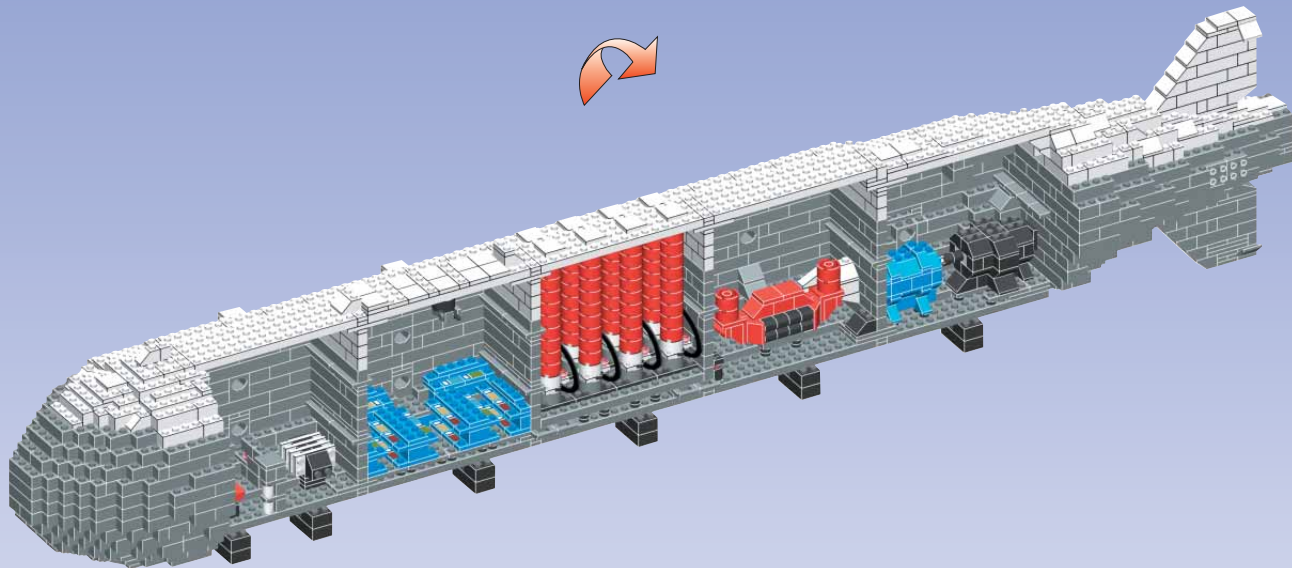


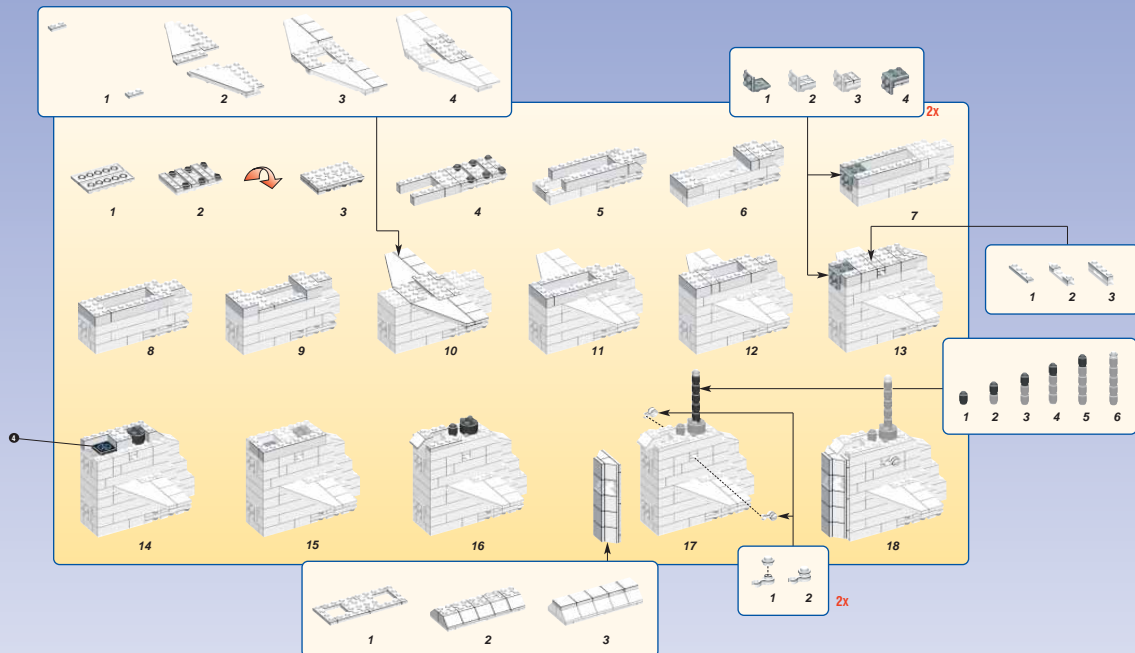
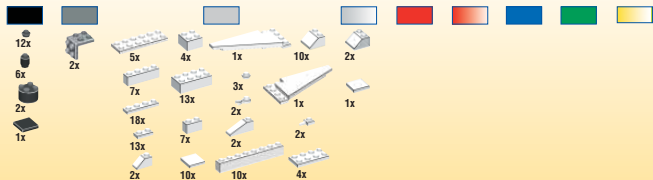





Actual block / Bloc réel / Bloque real / Blocco effettivo
Aktuelle block / Echte blok / 実際のブロック / 積木実物
Active step / Étape active / Etapa activa / Azione attiva
Aktivt skede / Actieve stap / アクティブステップ / 積木手順
Previous step / Étape précédente / Etapa precedente
Azione precedente / Foregående skedet / Vorige stap
前のステップ / 上一步驟





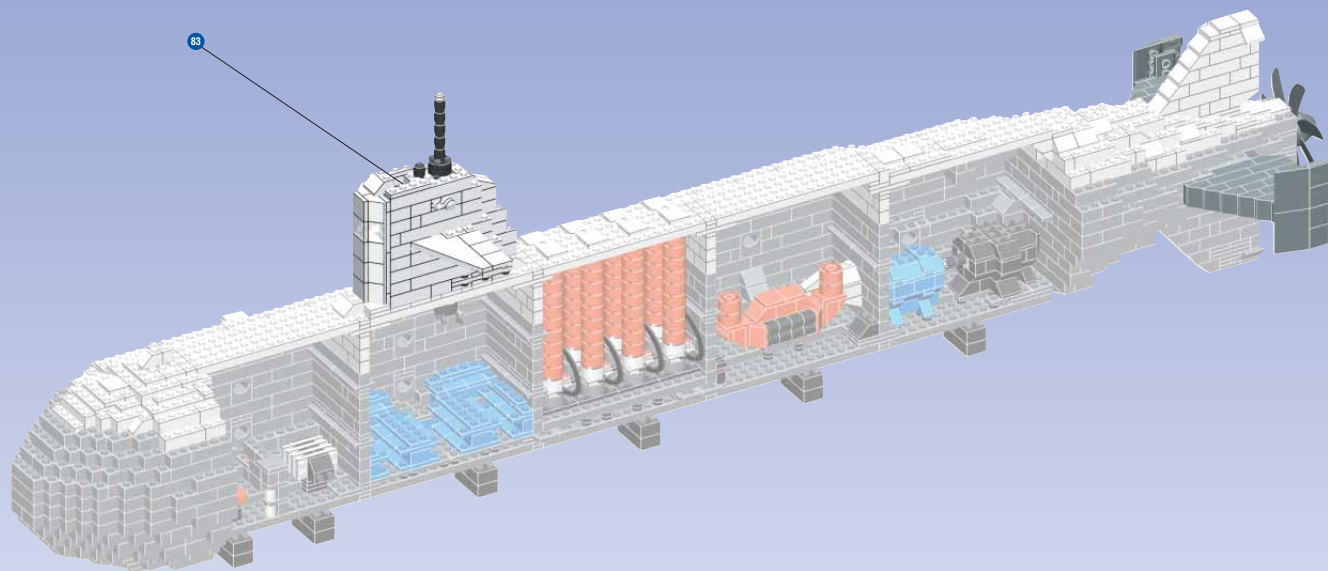




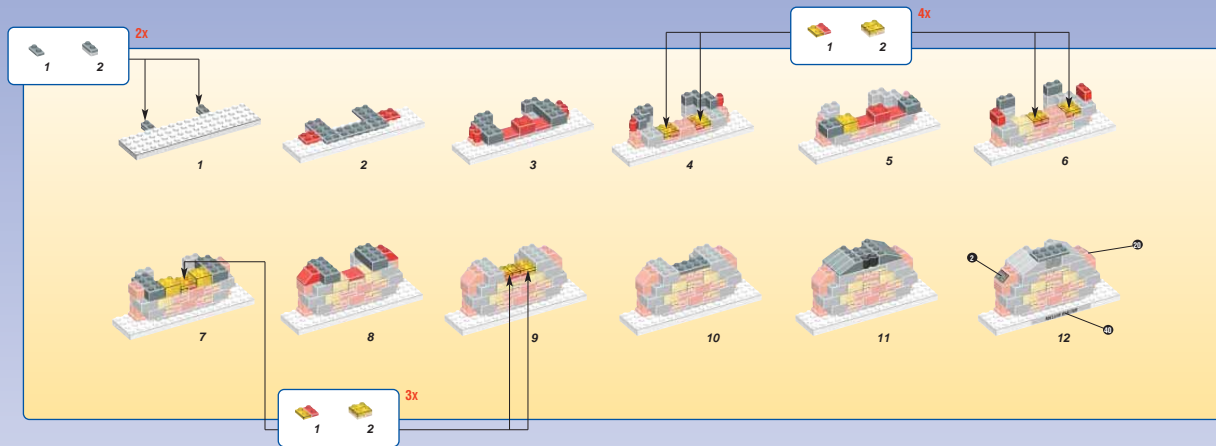
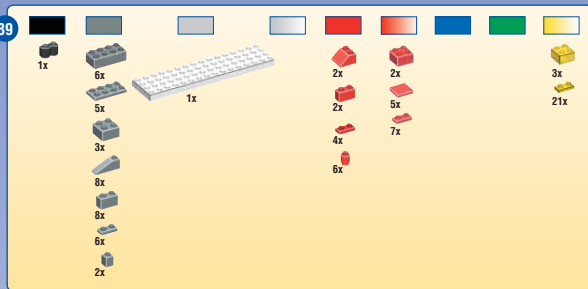
Actual block / Bloc réel / Bloque real / Blocco effettivo
 Aktuelle block / Echte blok / 実際のブロック / 積木実物
 Active step / Étape active / Etapa activa / Azione attiva
 Aktivt skede / Aclieve stap / アクティブステップ / 積木手順
 Previous step / Étape précédente / Etapa precedente
 Azione precedente / Föregående skedet / Vorige stap
 前のステップ / 上一步驟




84



83

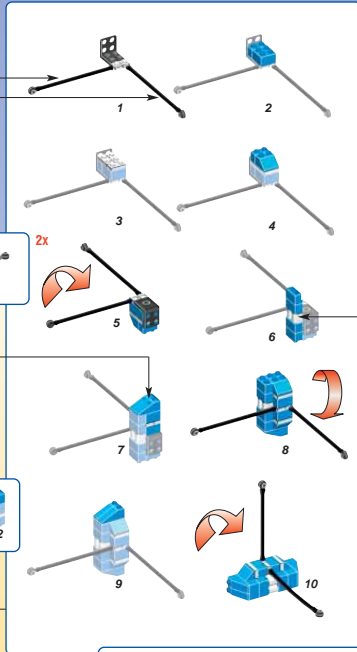
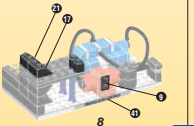
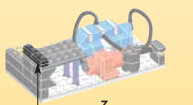
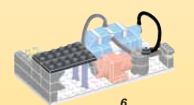
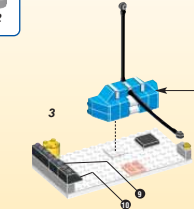
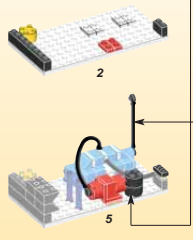
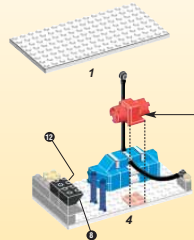
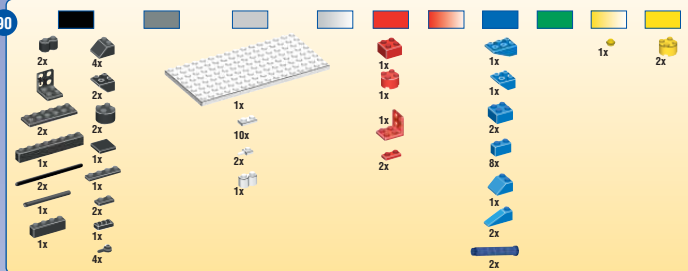




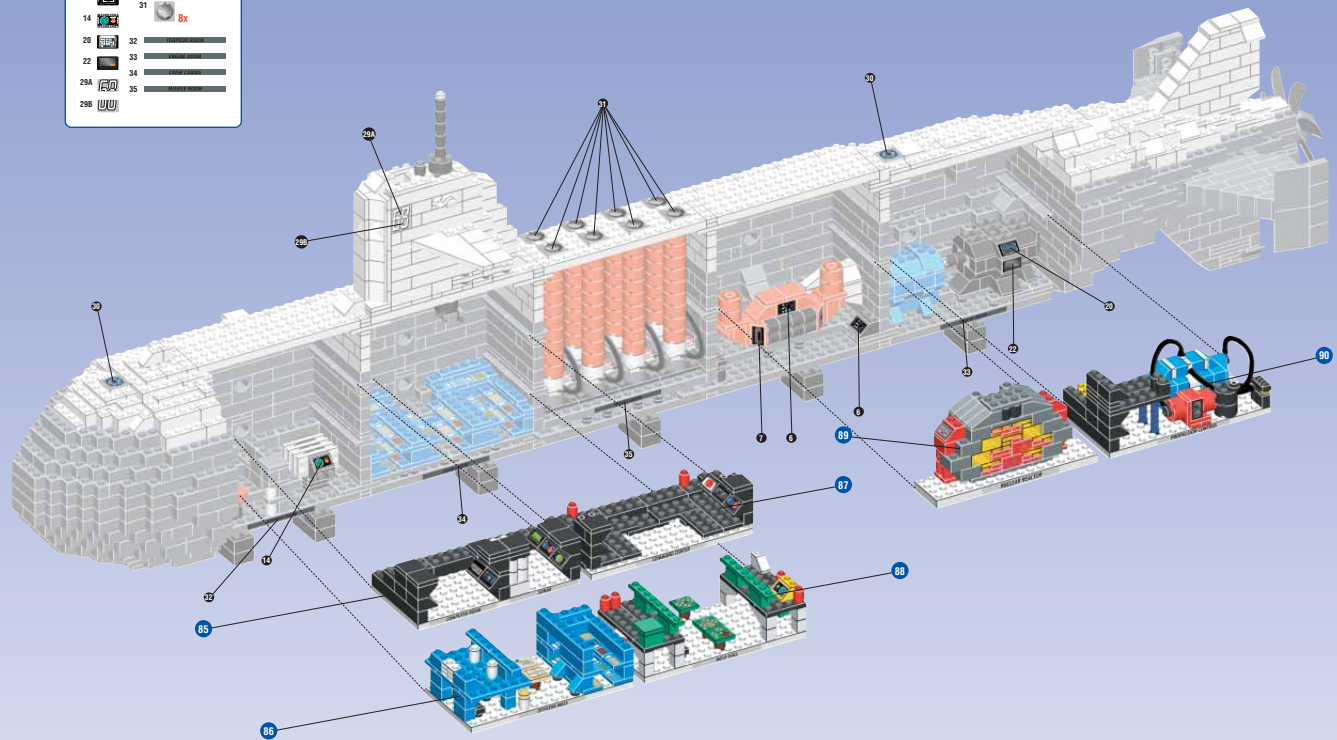
Actual block / Bloc réel / Bloque real / Blocco effettivo
 Aktuelle block / Echte block / 実際のブロック / 块内実物
 Active step / Étape active / Etapa activa / Azione attiva
 Aktivt skede / Aclieve stap / アクティブステップ / 块内步骤
 Previous step / Étape précédente / Etapa precedente
 Azione precedente / Føregjende skedet / Vorige stap
 前のステップ / 上一步骤




90



6		2x	30		2x
7			31		8x
14					
20					
22					
29A					
29B					

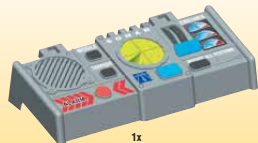




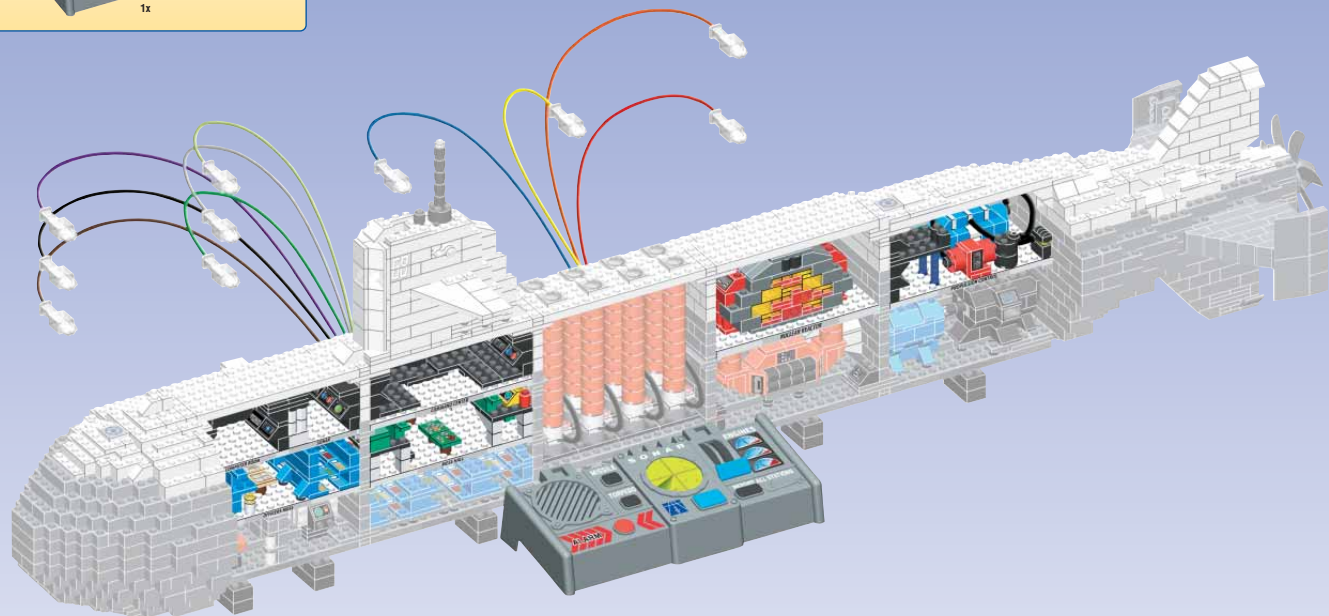
Actual block / Bloc réel / Bloque real / Blocco effettivo
Aktuelle block / Echne blok / 実際のブロック / 積木実物
Active step / Étape active / Etapa activa / Azione attiva
Aktivt skede / Aclieve stap / アクティブステップ / 積極手順
Previous step / Étape précédente / Etapa precedente
Azione precedente / Føregjende skedet / Vorige stap
前のステップ / 上一步驟

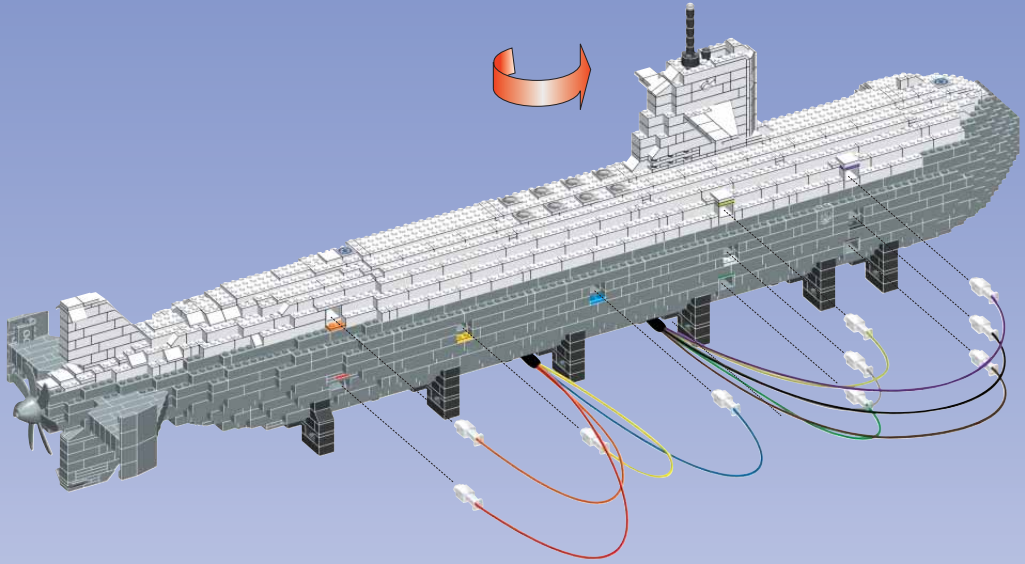


92




1x





Color key: Black, Dark Grey, Light Grey, Very Light Grey, Red, Orange, Blue, Green, Yellow.

- 1x [Grey Technic Plate 1x4]
- 1x [Grey Technic Plate 1x6]
- 6x [Grey Technic Pin]
- 1x [Grey Technic Pin with Friction Ridge]
- 3x [Grey Technic Pin with Friction Ridge]
- 1x [Grey Technic Pin]
- 2x [Grey Technic Pin with Friction Ridge]



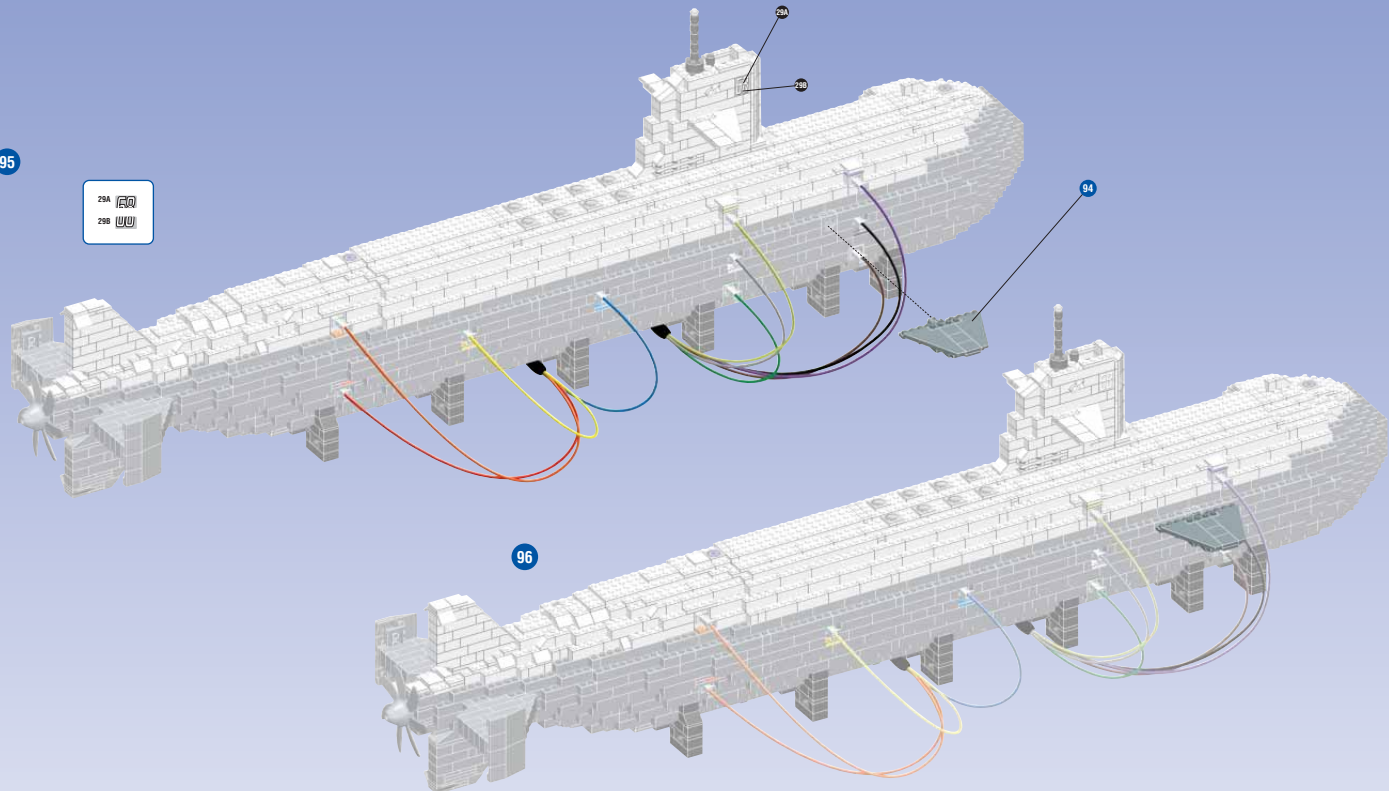
Actual block / Bloc réel / Bloque real / Blocco effettivo
 Aktuelt block / Echte block / 実際のブロック / 積木実物
 Active step / Étape active / Etapa activa / Azione attiva
 Aktivt skede / Actieve stap / アクティブステップ / 積木手順
 Previous step / Étape précédente / Etapa precedente
 Azione precedente / Föregående skedet / Vorige stap
 前のステップ / 上一步驟

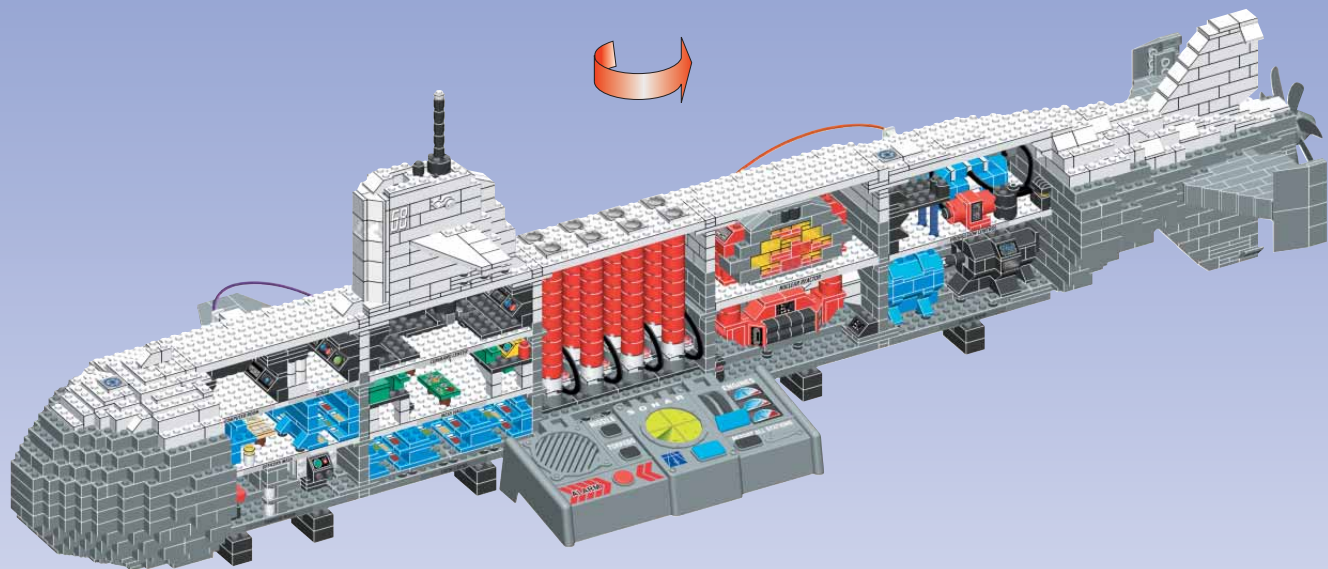


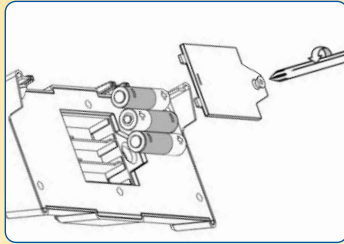
95

29A

29B







- Batteries included with this toy are for demonstration "TRY ME" purpose only. In order to get the best performance from this toy, we recommend that 3 fresh "AA" alkaline batteries be inserted prior to use.
- Las pilas incluidas con este juguete permiten activar el modo de demostración únicamente. A fin de lograr un funcionamiento óptimo, cámbielas por 3 pilas AA alcalinas nuevas antes de utilizar el juguete.
- Les piles incluses avec ce jouet ne servent que pour actionner le mode de démonstration. Afin de maximiser le rendement de ce jouet, nous recommandons d'installer 3 piles AA alcalines neuves avant de l'utiliser.
- Requires (3) 1.5V (AA, R-6, SUM-3) Batteries. 4.5V --- 0.15A. Non-rechargeable batteries included.
- Requiere (3) pilas de 1,5 V (AA, R-6, SUM-3). 4.5V --- 0,15A. Incluye pilas no recargables.
- Fonctionne à l'aide de (3) piles 1,5 V (AA, R-6, SUM-3). 4.5V --- 0,15A. Piles comprises. Les piles fournies dans le jouet ne doivent pas être rechargées.

BATTERY INSTALLATION

- Use a phillips (star-nose) screwdriver to unscrew the door of the battery compartment.
- Lift and remove the compartment door.
- Insert 3 AA-1,5 V alkaline batteries according to the correct polarity shown.
- Replace the door and screw, being sure that it is not screwed in too tightly.

INSTALACIÓN DE LAS PILAS

- Utilice un destornillador en cruz (o con punta de estrella) para abrir la tapa del compartimiento de las pilas.
- Levante y retire la tapa del compartimiento de las pilas.
- Coloque 3 pilas alcalinas AA 1,5 V respetando la polaridad indicada.
- Cierre la tapa y ajuste el tornillo, sin apretar demasiado.

MISE EN PLACE DES PILES

- Avec un tournevis, cruciforme dévisser la porte du compartiment à piles. Soulever et ouvrir la porte du compartiment.
- Mettre en place les 3 piles alcalines AA-1,5 V suivant la polarité indiquée dans le compartiment.
- Remettre la porte en place et resserrer la vis. Ne pas trop serrer.

PROBLEMS? PLEASE DO NOT TAKE THIS TOY BACK TO THE STORE. / ¿TIENE PROBLEMAS? NO DEVUELVA EL JUGUETE AL COMERCIO DONDE LO ADQUIRIÓ. / VOUS AVEZ DES PROBLÈMES? ON VOUS PRIERAIT DE NE PAS RETOURNER VOTRE JOUET AU MAGASIN.

CONTACT US /
COMUNIQUESE CON NOSOTROS /
CONTACTEZ-NOUS :

1-800-465-MEGA
INFO@MEGABLOKS.COM

CAUTION: TO AVOID BATTERY LEAKAGE:

1. Be sure to install the batteries correctly (see diagram) and always follow the toy and battery manufacturer's instructions.
2. Do not mix used and new batteries together. Do not mix alkaline, standard (carbon zinc), or rechargeable (nickel cadmium) batteries. Only batteries of the same type are to be used.
3. Always remove exhausted or dead batteries from the product and always remove batteries before extended storage.
4. Rechargeable batteries are only to be charged under adult supervision (if removable).
5. Non rechargeable batteries are not to be recharged.
6. The supply terminal is not to be short circuited.
7. Batteries are to be inserted according to the correct polarity. (see diagram)
8. How to remove and insert replaceable batteries. (see diagram)
9. Rechargeable batteries are to be removed from the toy before charged.

ADVERTENCIA: PARA EVITAR QUE LAS PILAS SE SUFATEN:

1. Asegúrese de colocar las pilas correctamente (ver diagrama) y de seguir las instrucciones de los fabricantes del juguete y de las pilas.
2. No mezclar pilas nuevas con pilas usadas ni tampoco acumuladores (níquel cadmio) o pilas de tipos diferentes (alcalina, carbón cinc).
3. Siempre retire las pilas acabadas o gastadas del juguete, especialmente si se pudiese guardar por tiempo prolongado.
4. Un adulto debe recargar las pilas recargables (siempre que las pueda retirar).
5. No recargue pilas que no sean recargables.
6. No origine cortocircuitos en los bornes del compartimiento de las pilas.
7. Coloque las pilas respetando la polaridad correcta. (ver diagrama)
8. Cómo sacar e introducir las pilas reemplazables. (ver diagrama)

AVERTISSEMENT : POUR ÉVITER LA FUITE DES PILES :

1. S'assurer d'installer les piles ou accumulateurs correctement (voir le diagramme) en suivant toujours les instructions du fabricant du jouet et des piles.
2. Différents types de piles ou accumulateurs ou des piles ou accumulateurs neufs et usagés ne doivent pas être mélangés. Différents types de piles (alkaline, carbon zinc) ou accumulateurs (nickel cadmium) ne doivent pas être mélangés.
3. Les piles et accumulateurs usagés doivent être enlevés du jouet, avant le rangement pour une longue période.
4. Les accumulateurs doivent être enlevés du jouet avant d'être chargés et les accumulateurs ne doivent être chargés que sous la surveillance d'un adulte.
5. Ne jamais recharger des piles (non-rechargeables).
6. Les bornes d'une pile ou d'un accumulateur ne doivent pas être mises en court-circuit.
7. Les piles et accumulateurs doivent être mis en place en respectant la polarité. (voir le diagramme)
8. Comment enlever ou mettre en place les piles ou accumulateurs remplaçables. (voir le diagramme)
9. Seuls des piles ou accumulateurs du type recommandés ou d'un type similaire doivent être utilisés.